

# SUPERCAR CHALLENGE + GT&PROTO


## SPA RACING FESTIVAL

### RACE 2

### Sector Analysis

■ Personal Best ■ Session Best B Crossing the finish line in pit lane

| Lap        | D   | Time       | Sector 1 | Sector 2 | Sector 3 | T. Spd | Elapsed     | Lap                       | D | Time       | Sector 1 | Sector 2 | Sector 3 | T. Spd | Elapsed     |
|------------|---|------------|----------|----------|----------|--------|-------------|---------------------------|---|------------|----------|----------|----------|--------|-------------|
| <b>106</b> | BODA Racing<br>1. Bob HERBER                      |            |          |          |          |        |             | Porsche 991 Gen II<br>GT  |   |            |          |          |          |        |             |
| 1          | 1   | 2:38.756   | 47.520   | 1:11.367 | 39.869   | 237.4  | 2:38.756    | 1                         | 1 | 2:39.859   | 47.516   | 1:12.619 | 39.724   | 218.2  | 2:39.859    |
| 2          | 1   | 2:32.438   | 42.128   | 1:09.998 | 40.312   | 255.9  | 5:11.194    | 2                         | 1 | 2:33.648   | 43.770   | 1:09.405 | 40.473   | 250.6  | 5:13.507    |
| 3          | 1   | 2:34.024   | 42.222   | 1:12.378 | 39.424   | 246.0  | 7:45.218    | 3                         | 1 | 2:34.700   | 43.073   | 1:10.340 | 41.287   | 231.3  | 7:48.207    |
| 4          | 1   | 2:32.574   | 41.975   | 1:11.025 | 39.574   | 257.1  | 10:17.792   | 4                         | 1 | 2:30.528   | 42.428   | 1:09.107 | 38.993   | 259.0  | 10:18.735   |
| 5          | 1   | 2:30.490   | 41.721   | 1:09.118 | 39.651   | 256.5  | 12:48.282   | 5                         | 1 | 2:30.512   | 41.741   | 1:09.270 | 39.501   | 244.9  | 12:49.247   |
| 6          | 1   | 2:32.883   | 42.233   | 1:10.204 | 40.446   | 244.3  | 15:21.165   | 6                         | 1 | 2:32.825   | 41.650   | 1:10.327 | 40.848   | 219.1  | 15:22.072   |
| 7          | 1   | 2:32.813   | 43.676   | 1:09.755 | 39.382   | 252.3  | 17:53.978   | 7                         | 1 | 2:32.769   | 43.810   | 1:09.838 | 39.121   | 250.0  | 17:54.841   |
| 8          | 1   | 2:32.402   | 43.004   | 1:09.905 | 39.493   | 230.8  | 20:26.380   | 8                         | 1 | 2:36.392   | 44.259   | 1:11.058 | 41.075   | 236.3  | 20:31.233   |
| 9          | 1   | 2:32.326   | 42.280   | 1:09.850 | 40.196   | 251.7  | 22:58.706   | 9                         | 1 | 2:30.425   | 42.314   | 1:09.448 | 38.663   | 246.6  | 23:01.658   |
| 10         | 1   | 2:33.118   | 42.120   | 1:10.198 | 40.800   | 250.6  | 25:31.824   | 10                        | 1 | 2:31.461   | 42.029   | 1:09.554 | 39.878   | 242.7  | 25:33.119   |
| 11         | 1   | 2:33.243   | 41.870   | 1:10.383 | 40.990   | 252.3  | 28:05.067   | 11                        | 1 | 2:32.978   | 42.510   | 1:10.150 | 40.318   | 241.6  | 28:06.097   |
| 12         | 1   | 2:41.872 B | 42.478   | 1:11.018 | 48.376   | 248.8  | 30:46.939   | 12                        | 1 | 2:34.077   | 42.192   | 1:10.799 | 41.086   | 232.3  | 30:40.174   |
| 13         | 1   | 4:14.292   | 2:24.910 | 1:10.043 | 39.339   | 254.1  | 35:01.231   | 13                        | 1 | 2:39.164 B | 43.515   | 1:10.261 | 45.388   | 247.1  | 33:19.338   |
| 14         | 1   | 2:32.012   | 41.636   | 1:10.214 | 40.162   | 253.5  | 37:33.243   | 14                        | 1 | 3:48.563   | 1:59.889 | 1:09.582 | 39.092   | 244.3  | 37:07.901   |
| 15         | 1   | 2:30.886   | 41.797   | 1:09.597 | 39.492   | 245.5  | 40:04.129   | 15                        | 1 | 2:32.227   | 41.798   | 1:10.228 | 40.201   | 246.6  | 39:40.128   |
| 16         | 1   | 2:32.035   | 41.872   | 1:10.049 | 40.114   | 238.4  | 42:36.164   | 16                        | 1 | 2:32.354   | 41.857   | 1:10.978 | 39.519   | 218.2  | 42:12.482   |
| 17         | 1   | 2:31.930   | 42.132   | 1:10.498 | 39.300   | 245.5  | 45:08.094   | 17                        | 1 | 2:31.899   | 41.591   | 1:09.963 | 40.345   | 250.0  | 44:44.381   |
| 18         | 1   | 2:30.867   | 41.575   | 1:09.630 | 39.662   | 260.2  | 47:38.961   | 18                        | 1 | 2:31.777   | 42.627   | 1:09.495 | 39.655   | 248.8  | 47:16.158   |
| 19         | 1   | 2:31.039   | 41.720   | 1:09.840 | 39.479   | 257.1  | 50:10.000   | 19                        | 1 | 2:30.907   | 41.682   | 1:09.528 | 39.697   | 241.1  | 49:47.065   |
| 20         | 1   | 2:32.752   | 42.046   | 1:09.727 | 40.979   | 259.0  | 52:42.752   | 20                        | 1 | 2:31.865   | 41.675   | 1:09.669 | 40.521   | 243.8  | 52:18.930   |
| 21         | 1   | 2:33.967   | 41.892   | 1:11.219 | 40.856   | 238.4  | 55:16.719   | 21                        | 1 | 2:33.445   | 42.015   | 1:11.321 | 40.109   | 242.2  | 54:52.375   |
| 22         | 1   | 2:34.806   | 42.143   | 1:10.009 | 42.654   | 254.1  | 57:51.525   | 22                        | 1 | 2:30.989   | 41.911   | 1:10.081 | 38.997   | 244.3  | 57:23.364   |
| 23         | 1   | 2:33.315   | 42.313   | 1:10.759 | 40.243   | 262.1  | 1:00:24.840 | 23                        | 1 | 2:33.593   | 42.706   | 1:11.523 | 39.364   | 252.3  | 59:56.957   |
| 24         | 1   | 2:34.138   | 42.296   | 1:11.458 | 40.384   | 242.7  | 1:02:58.978 | 24                        | 1 | 2:32.910   | 41.765   | 1:10.971 | 40.174   | 247.7  | 1:02:29.867 |
| 25         | 1   | 2:34.262   | 42.258   | 1:10.255 | 41.749   | 259.6  | 1:05:33.240 | 25                        | 1 | 2:33.135   | 42.966   | 1:10.962 | 39.207   | 229.3  | 1:05:03.002 |
| <b>107</b> | BODA Racing<br>1. Daan MEIJER                     |            |          |          |          |        |             | Porsche 991 GT3 Cup<br>GT |   |            |          |          |          |        |             |
| 1          | 1   | 2:38.748   | 46.495   | 1:11.656 | 40.597   | 217.7  | 2:38.748    | 1                         | 1 | 3:02.454   | 1:00.055 | 1:18.729 | 43.670   | 168.5  | 3:02.454    |
| 2          | 1   | 2:31.879   | 41.847   | 1:09.780 | 40.252   | 260.2  | 5:10.627    | 2                         | 1 | 2:45.796   | 45.697   | 1:16.484 | 43.615   | 225.0  | 5:48.250    |
| 3          | 1   | 2:32.072   | 42.553   | 1:10.448 | 39.071   | 242.7  | 7:42.699    | 3                         | 1 | 2:46.841   | 45.348   | 1:17.996 | 43.497   | 217.7  | 8:35.091    |
| 4          | 1   | 2:31.201   | 41.973   | 1:09.807 | 39.421   | 251.2  | 10:13.900   | 4                         | 1 | 2:45.458   | 45.024   | 1:16.945 | 43.489   | 221.3  | 11:20.549   |
| 5          | 1   | 2:32.141   | 42.351   | 1:10.763 | 39.027   | 241.6  | 12:46.041   | 5                         | 1 | 2:45.984   | 45.696   | 1:16.351 | 43.937   | 221.3  | 14:06.533   |
| 6          | 1   | 2:31.465   | 42.565   | 1:09.047 | 39.853   | 261.5  | 15:17.506   | 6                         | 1 | 2:46.034   | 45.220   | 1:17.075 | 43.739   | 214.3  | 16:52.567   |
| 7          | 1   | 2:31.645   | 42.489   | 1:09.688 | 39.468   | 261.5  | 17:49.151   | 7                         | 1 | 2:47.367   | 46.264   | 1:17.957 | 43.146   | 227.4  | 19:39.934   |
| 8          | 1   | 2:33.327   | 43.227   | 1:10.785 | 39.315   | 252.3  | 20:22.478   | 8                         | 1 | 2:45.891   | 45.592   | 1:16.988 | 43.311   | 229.8  | 22:25.825   |
| 9          | 1   | 2:31.983   | 42.591   | 1:09.611 | 39.781   | 257.1  | 22:54.461   | 9                         | 1 | 2:49.105   | 45.518   | 1:19.828 | 43.759   | 224.5  | 25:14.930   |
| 10         | 1   | 2:34.707   | 42.551   | 1:10.319 | 41.837   | 248.8  | 25:29.168   | 10                        | 1 | 2:51.357   | 45.909   | 1:18.803 | 46.645   | 201.1  | 28:06.287   |
| 11         | 1   | 2:34.258   | 42.336   | 1:11.969 | 39.953   | 232.8  | 28:03.426   | 11                        | 1 | 2:48.482   | 45.842   | 1:18.629 | 44.011   | 216.9  | 30:54.769   |
| 12         | 1   | 2:41.924 B | 44.015   | 1:10.480 | 47.429   | 257.8  | 30:45.350   | 12                        | 1 | 2:49.373   | 46.156   | 1:19.860 | 43.357   | 203.4  | 33:44.142   |
| 13         | 1   | 3:43.254   | 1:51.590 | 1:11.549 | 40.115   | 246.0  | 34:28.604   | 13                        | 1 | 3:08.483 B | 45.782   | 1:25.580 | 57.121   | 217.3  | 36:52.625   |
| 14         | 1   | 2:31.785   | 42.004   | 1:10.502 | 39.279   | 256.5  | 37:00.389   | 14                        | 1 | 4:37.200 B | 2:05.408 | 1:32.897 | 58.895   | 183.4  | 41:29.825   |
| 15         | 1   | 2:32.709   | 42.080   | 1:11.202 | 39.427   | 243.2  | 39:33.098   |                           |   |            |          |          |          |        |             |
| 16         | 1   | 2:32.337   | 42.112   | 1:10.805 | 39.420   | 247.7  | 42:05.435   |                           |   |            |          |          |          |        |             |
| 17         | 1   | 2:32.817   | 42.108   | 1:10.506 | 40.203   | 247.1  | 44:38.252   |                           |   |            |          |          |          |        |             |
| 18         | 1   | 2:31.943   | 41.823   | 1:10.399 | 39.721   | 250.6  | 47:10.195   |                           |   |            |          |          |          |        |             |
| 19         | 1   | 2:32.463   | 41.909   | 1:10.732 | 39.822   | 254.7  | 49:42.658   |                           |   |            |          |          |          |        |             |
| 20         | 1   | 2:35.714   | 42.010   | 1:11.474 | 42.230   | 262.8  | 52:18.372   |                           |   |            |          |          |          |        |             |
| 21         | 1   | 2:39.058 B | 42.413   | 1:10.868 | 45.777   | 257.8  | 54:57.430   |                           |   |            |          |          |          |        |             |
| 22         | 1   | 2:46.695   | 55.045   | 1:11.678 | 39.972   | 251.7  | 57:44.125   |                           |   |            |          |          |          |        |             |
| 23         | 1   | 2:33.150   | 42.176   | 1:10.756 | 40.218   | 262.1  | 1:00:17.275 |                           |   |            |          |          |          |        |             |
| 24         | 1   | 2:33.111   | 41.922   | 1:11.121 | 40.068   | 253.5  | 1:02:50.386 |                           |   |            |          |          |          |        |             |
| 25         | 1   | 2:37.338   | 42.195   | 1:12.692 | 42.451   | 258.4  | 1:05:27.724 |                           |   |            |          |          |          |        |             |
| <b>109</b> | Topper Team<br>1. Dirk SCHULZ                     |            |          |          |          |        |             | Porsche 997 Cup<br>GT     |   |            |          |          |          |        |             |
| 1          | 1   | 3:02.454   | 1:00.055 | 1:18.729 | 43.670   | 168.5  | 3:02.454    | 1                         | 1 | 2:39.216   | 47.252   | 1:11.486 | 40.478   | 237.4  | 2:39.216    |
| 2          | 1   | 2:45.796   | 45.697   | 1:16.484 | 43.615   | 225.0  | 5:48.250    | 2                         | 1 | 2:32.644   | 43.271   | 1:09.072 | 40.301   | 245.5  | 5:11.860    |
| 3          | 1   | 2:46.841   | 45.348   | 1:17.996 | 43.497   | 217.7  | 8:35.091    | 3                         | 1 | 2:35.062   | 42.946   | 1:11.269 | 40.847   | 244.9  | 7:46.922    |
| 4          | 1   | 2:45.458   | 45.024   | 1:16.945 | 43.489   | 221.3  | 11:20.549   | 4                         | 1 | 2:28.738   | 42.530   | 1:07.417 | 38.791   | 243.8  | 10:15.660   |
| 5          | 1   | 2:45.984   | 45.696   | 1:16.351 | 43.937   | 221.3  | 14:06.533   | 5                         | 1 | 2:30.640   | 42.313   | 1:09.317 | 39.010   | 244.9  | 12:46.300   |
| 6          | 1   | 2:46.034   | 45.220   | 1:17.075 | 43.739   | 214.3  | 16:52.567   | 6                         | 1 | 2:31.695   | 42.817   | 1:08.759 | 40.119   | 246.0  | 15:17.995   |
| 7          | 1   | 2:47.367   | 46.264   | 1:17.957 | 43.146   | 227.4  | 19:39.934   | 7                         | 1 | 2:31.336   | 42.356   | 1:09.581 | 39.399   | 250.6  | 17:49.331   |
| 8          | 1   | 2:45.891   | 45.592   | 1:16.988 | 43.311   | 229.8  | 22:25.825   | 8                         | 1 | 2:31.412   | 44.311   | 1:08.252 | 38.849   | 237.9  | 20:20.743   |
| 9          | 1   | 2:49.105   | 45.518   | 1:19.828 | 43.759   | 224.5  | 25:14.930   | 9                         | 1 | 2:28.399   | 42.417   | 1:07.145 | 38.837   | 242.2  | 22:49.142   |
| 10         | 1   | 2:51.357   | 45.909   | 1:18.803 | 46.645   | 201.1  | 28:06.287   |                           |   |            |          |          |          |        |             |
| 11         | 1   | 2:48.482   | 45.842   | 1:18.629 | 44.011   | 216.9  | 30:54.769   |                           |   |            |          |          |          |        |             |
| 12         | 1   | 2:49.373   | 46.156   | 1:19.860 | 43.357   | 203.4  | 33:44.142   |                           |   |            |          |          |          |        |             |
| 13         | 1   | 3:08.483 B | 45.782   | 1:25.580 | 57.121   | 217.3  | 36:52.625   |                           |   |            |          |          |          |        |             |
| 14         | 1   | 4:37.200 B | 2:05.408 | 1:32.897 | 58.895   | 183.4  | 41:29.825   |                           |   |            |          |          |          |        |             |
| <b>111</b> | JR Motorsport<br>1. Ward SLUYS<br>2. Bas SCHOUTEN |            |          |          |          |        |             | BMW M4 Silhouette<br>GT   |   |            |          |          |          |        |             |
| 1          | 1   | 2:39.216   | 47.252   | 1:11.486 | 40.478   | 237.4  | 2:39.216    | 1                         | 1 | 2:39.216   | 47.252   | 1:11.486 | 40.478   | 237.4  | 2:39.216    |
| 2          | 1   | 2:32.644   | 43.271   | 1:09.072 | 40.301   | 245.5  | 5:11.860    | 2                         | 1 | 2:32.644   | 43.271   | 1:09.072 | 40.301   | 245.5  | 5:11.860    |
| 3          | 1   | 2:35.062   | 42.946   | 1:11.269 | 40.847   | 244.9  | 7:46.922    | 3                         | 1 | 2:35.062   | 42.946   | 1:11.269 | 40.847   | 244.9  | 7:46.922    |
| 4          | 1   | 2:28.738   | 42.530   | 1:07.417 | 38.791   | 243.8  | 10:15.660   | 4                         | 1 | 2:28.738   | 42.530   | 1:07.417 | 38.791   | 243.8  | 10:15.660   |
| 5          | 1   | 2:30.640   | 42.313   | 1:09.317 | 39.010   | 244.9  | 12:46.300   | 5                         | 1 | 2:30.640   | 42.313   | 1:09.317 | 39.010   | 244.9  | 12:46.300   |
| 6          | 1   | 2:31.695   | 42.817   | 1:08.759 | 40.119   | 246.0  | 15:17.995   | 6                         | 1 | 2:31.695   | 42.817   | 1:08.759 | 40.119   | 246.0  | 15:17.995   |
| 7          | 1   | 2:31.336   | 42.356   | 1:09.581 | 39.399   | 250.6  | 17:49.331   | 7                         | 1 | 2:31.336   | 42.356   | 1:09.581 | 39.399   |        |             |



# SUPERCAR CHALLENGE + GT&PROTO

## SPA RACING FESTIVAL

### RACE 2

### Sector Analysis

■ Personal Best ■ Session Best B Crossing the finish line in pit lane

| Lap | D | Time       | Sector 1 | Sector 2 | Sector 3 | T. Spd | Elapsed     | Lap | D | Time       | Sector 1 | Sector 2 | Sector 3 | T. Spd | Elapsed     |
|-----|---|------------|----------|----------|----------|--------|-------------|-----|---|------------|----------|----------|----------|--------|-------------|
| 10  | 1 | 2:31.507   | 42.720   | 1:08.720 | 40.067   | 243.2  | 25:20.649   | 11  | 1 | 2:31.196   | 42.077   | 1:10.413 | 38.706   | 238.4  | 27:33.565   |
| 11  | 1 | 2:32.290   | 42.369   | 1:10.582 | 39.339   | 248.3  | 27:52.939   | 12  | 1 | 2:30.497   | 41.051   | 1:09.768 | 39.678   | 270.7  | 30:04.062   |
| 12  | 1 | 2:31.122   | 42.357   | 1:09.675 | 39.090   | 247.7  | 30:24.061   | 13  | 1 | 2:30.263   | 41.305   | 1:09.693 | 39.265   | 270.7  | 32:34.325   |
| 13  | 1 | 2:30.518   | 42.537   | 1:08.457 | 39.524   | 244.9  | 32:54.579   | 14  | 1 | 2:40.876 B | 42.481   | 1:11.466 | 46.929   | 244.9  | 35:15.201   |
| 14  | 1 | 2:30.253   | 42.600   | 1:08.020 | 39.633   | 240.5  | 35:24.832   | 15  | 1 | 3:51.178   | 2:00.741 | 1:11.304 | 39.133   | 222.2  | 39:06.379   |
| 15  | 1 | 2:45.693 B | 42.548   | 1:08.716 | 54.429   | 243.8  | 38:10.525   | 16  | 1 | 2:32.064   | 41.316   | 1:10.736 | 40.012   | 270.0  | 41:38.443   |
| 16  | 1 | 4:04.407   | 2:10.790 | 1:12.940 | 40.677   | 212.2  | 42:14.932   | 17  | 1 | 2:30.803   | 40.966   | 1:10.056 | 39.781   | 273.4  | 44:09.246   |
| 17  | 1 | 2:34.568   | 43.579   | 1:09.910 | 41.079   | 238.9  | 44:49.500   | 18  | 1 | 2:31.429   | 41.927   | 1:09.940 | 39.562   | 269.3  | 46:40.675   |
| 18  | 1 | 2:34.076   | 44.715   | 1:09.459 | 39.902   | 233.3  | 47:23.576   | 19  | 1 | 2:33.541   | 41.120   | 1:11.309 | 41.112   | 272.0  | 49:14.216   |
| 19  | 1 | 2:33.087   | 43.565   | 1:09.406 | 40.116   | 239.5  | 49:56.663   | 20  | 1 | 2:30.407   | 41.098   | 1:09.902 | 39.407   | 272.0  | 51:44.623   |
| 20  | 1 | 2:34.746   | 43.265   | 1:11.107 | 40.374   | 240.5  | 52:31.409   | 21  | 1 | 2:31.989   | 40.945   | 1:09.918 | 41.126   | 272.0  | 54:16.612   |
| 21  | 1 | 2:32.661   | 43.009   | 1:09.613 | 40.039   | 242.2  | 55:04.070   | 22  | 1 | 2:32.678   | 41.267   | 1:11.192 | 40.219   | 270.7  | 56:49.290   |
| 22  | 1 | 2:32.835   | 43.507   | 1:09.792 | 39.536   | 236.3  | 57:36.905   | 23  | 1 | 2:31.339   | 41.980   | 1:09.673 | 39.686   | 264.7  | 59:20.629   |
| 23  | 1 | 2:34.656   | 43.366   | 1:08.903 | 42.387   | 239.5  | 1:00:11.561 | 24  | 1 | 2:30.874   | 41.337   | 1:10.401 | 39.136   | 262.1  | 1:01:51.503 |
| 24  | 1 | 2:33.847   | 43.366   | 1:10.393 | 40.088   | 241.6  | 1:02:45.408 | 25  | 1 | 2:31.120   | 41.456   | 1:09.666 | 39.998   | 272.0  | 1:04:22.623 |
| 25  | 1 | 2:34.778   | 44.079   | 1:09.968 | 40.731   | 237.9  | 1:05:20.186 |     |   |            |          |          |          |        |             |


| 118 Certainty Racing |   | Porsche 991 GT3 Cup |               |                 |               |       |             |
|----------------------|---|---------------------|---------------|-----------------|---------------|-------|-------------|
| 1. Floris DULLAART   |   | GT                  |               |                 |               |       |             |
| 2. Niels LANGEVELD   |   |                     |               |                 |               |       |             |
| 1                    | 1 | 2:39.419            | 47.946        | 1:11.600        | 39.873        | 219.1 | 2:39.419    |
| 2                    | 1 | 2:31.645            | 41.881        | 1:09.697        | 40.067        | 253.5 | 5:11.064    |
| 3                    | 1 | 2:28.939            | 42.107        | 1:08.329        | <b>38.503</b> | 259.0 | 7:40.003    |
| 4                    | 1 | 2:28.625            | 41.535        | <b>1:07.759</b> | 39.331        | 260.2 | 10:08.628   |
| 5                    | 1 | 2:31.975            | 42.020        | 1:09.877        | 40.078        | 253.5 | 12:40.603   |
| 6                    | 1 | 2:30.730            | <b>41.519</b> | 1:09.226        | 39.985        | 258.4 | 15:11.333   |
| 7                    | 1 | 2:30.184            | 41.587        | 1:09.406        | 39.191        | 260.2 | 17:41.517   |
| 8                    | 1 | 2:30.171            | 42.494        | 1:08.774        | 38.903        | 246.0 | 20:11.688   |
| 9                    | 1 | <b>2:28.534</b>     | 41.690        | 1:07.991        | 38.853        | 259.0 | 22:40.222   |
| 10                   | 1 | 2:32.021            | 42.811        | 1:08.819        | 40.391        | 252.9 | 25:12.243   |
| 11                   | 1 | 2:30.666            | 42.111        | 1:08.757        | 39.798        | 257.8 | 27:42.909   |
| 12                   | 1 | 2:37.130 B          | 41.995        | 1:08.801        | 46.334        | 254.7 | 30:20.039   |
| 13                   | 1 | 3:52.200            | 2:00.954      | 1:11.431        | 39.815        | 236.8 | 34:12.239   |
| 14                   | 1 | 2:34.725            | 42.573        | 1:11.115        | 41.037        | 234.8 | 36:46.964   |
| 15                   | 1 | 2:33.065            | 42.014        | 1:10.727        | 40.324        | 247.7 | 39:20.029   |
| 16                   | 1 | 2:33.475            | 42.423        | 1:10.938        | 40.114        | 244.3 | 41:53.504   |
| 17                   | 1 | 2:34.942            | 42.847        | 1:11.830        | 40.265        | 241.6 | 44:28.446   |
| 18                   | 1 | 2:33.448            | 42.920        | 1:10.664        | 39.864        | 243.8 | 47:01.894   |
| 19                   | 1 | 2:32.878            | 42.330        | 1:10.601        | 39.947        | 254.1 | 49:34.772   |
| 20                   | 1 | 3:08.914            | 42.620        | 1:39.625        | 46.669        | 250.6 | 52:43.686   |
| 21                   | 1 | 2:33.498            | 42.704        | 1:10.648        | 40.146        | 238.4 | 55:17.184   |
| 22                   | 1 | 2:35.421            | 42.358        | 1:10.257        | 42.806        | 251.7 | 57:52.605   |
| 23                   | 1 | 2:33.351            | 42.297        | 1:10.415        | 40.639        | 241.6 | 1:00:25.956 |
| 24                   | 1 | 2:33.427            | 43.171        | 1:10.498        | 39.758        | 247.7 | 1:02:59.383 |
| 25                   | 1 | 2:34.110            | 42.466        | 1:10.410        | 41.234        | 244.9 | 1:05:33.493 |

| 124 Oliver Freymuth     |   | Lamborghini Super Trophée |               |                 |               |       |           |
|-------------------------|---|---------------------------|---------------|-----------------|---------------|-------|-----------|
| 1. Oliver FREYMUTH      |   | SGT                       |               |                 |               |       |           |
| 2. Jeffrey VAN HOOYDONC |   |                           |               |                 |               |       |           |
| 1                       | 1 | 2:33.534                  | 43.505        | 1:10.734        | 39.295        | 244.9 | 2:33.534  |
| 2                       | 1 | 2:29.596                  | 41.394        | 1:09.316        | 38.886        | 266.7 | 5:03.130  |
| 3                       | 1 | 2:28.853                  | 40.875        | 1:08.864        | 39.114        | 270.7 | 7:31.983  |
| 4                       | 1 | <b>2:27.936</b>           | <b>40.866</b> | <b>1:08.750</b> | <b>38.320</b> | 271.4 | 9:59.919  |
| 5                       | 1 | 2:30.010                  | 40.892        | 1:09.860        | 39.258        | 254.1 | 12:29.929 |
| 6                       | 1 | 2:28.921                  | 41.204        | 1:09.206        | 38.511        | 274.1 | 14:58.850 |
| 7                       | 1 | 2:30.842                  | 40.902        | 1:10.640        | 39.300        | 272.0 | 17:29.692 |
| 8                       | 1 | 2:29.478                  | 41.296        | 1:09.454        | 38.728        | 272.0 | 19:59.170 |
| 9                       | 1 | 2:30.696                  | 41.367        | 1:09.927        | 39.402        | 266.7 | 22:29.866 |
| 10                      | 1 | 2:32.503                  | 42.860        | 1:10.213        | 39.430        | 265.4 | 25:02.369 |

| 126 JJ Racing           |   | Porsche 997 Cup |               |                 |               |       |             |
|-------------------------|---|-----------------|---------------|-----------------|---------------|-------|-------------|
| 1. Jos JANSEN           |   | GT              |               |                 |               |       |             |
| 2. Jeffrey VAN HOOYDONC |   |                 |               |                 |               |       |             |
| 1                       | 1 | 2:38.913        | 46.350        | 1:11.392        | 41.171        | 226.4 | 2:38.913    |
| 2                       | 1 | 2:34.278        | 42.934        | 1:10.526        | 40.818        | 244.9 | 5:13.191    |
| 3                       | 1 | 2:34.437        | 42.956        | 1:10.327        | 41.154        | 256.5 | 7:47.628    |
| 4                       | 1 | 2:32.338        | 43.029        | 1:09.608        | 39.701        | 244.9 | 10:19.966   |
| 5                       | 1 | <b>2:30.714</b> | 42.453        | 1:08.973        | 39.288        | 250.6 | 12:50.680   |
| 6                       | 1 | 2:31.144        | 41.758        | 1:10.018        | 39.368        | 249.4 | 15:21.824   |
| 7                       | 1 | 2:33.668        | 44.193        | 1:10.041        | 39.434        | 256.5 | 17:55.492   |
| 8                       | 1 | 2:31.518        | 43.280        | 1:09.236        | <b>39.002</b> | 238.4 | 20:27.010   |
| 9                       | 1 | 2:31.526        | 42.063        | 1:09.692        | 39.771        | 232.3 | 22:58.536   |
| 10                      | 1 | 2:31.963        | 42.107        | <b>1:08.956</b> | 40.900        | 261.5 | 25:30.499   |
| 11                      | 1 | 2:32.917        | 41.790        | 1:09.970        | 41.157        | 219.1 | 28:03.416   |
| 12                      | 1 | 2:34.347        | 43.911        | 1:10.038        | 40.398        | 250.6 | 30:37.763   |
| 13                      | 1 | 2:32.566        | 42.257        | 1:11.183        | 39.126        | 263.4 | 33:10.329   |
| 14                      | 1 | 2:31.521        | 41.890        | 1:09.688        | 39.943        | 260.9 | 35:41.850   |
| 15                      | 1 | 2:40.844 B      | 43.321        | 1:10.929        | 46.594        | 235.3 | 38:22.694   |
| 16                      | 1 | 3:48.026        | 1:58.004      | 1:10.322        | 39.700        | 241.1 | 42:10.720   |
| 17                      | 1 | 2:34.192        | 42.233        | 1:10.478        | 41.481        | 248.3 | 44:44.912   |
| 18                      | 1 | 2:33.165        | 43.014        | 1:10.110        | 40.041        | 242.7 | 47:18.077   |
| 19                      | 1 | 2:35.356        | 45.342        | 1:10.560        | 39.454        | 235.3 | 49:53.433   |
| 20                      | 1 | 2:34.288        | 41.861        | 1:12.295        | 40.132        | 252.9 | 52:27.721   |
| 21                      | 1 | 2:35.275        | 42.464        | 1:11.658        | 41.153        | 207.7 | 55:02.996   |
| 22                      | 1 | 2:33.247        | 43.107        | 1:10.634        | 39.506        | 233.8 | 57:36.243   |
| 23                      | 1 | 2:32.046        | <b>41.728</b> | 1:10.250        | 40.068        | 246.0 | 1:00:08.289 |
| 24                      | 1 | 2:32.885        | 42.169        | 1:11.014        | 39.702        | 240.0 | 1:02:41.174 |
| 25                      | 1 | 2:36.659        | 43.053        | 1:11.132        | 42.474        | 231.3 | 1:05:17.833 |

| 180 Go Motorsports by DVB |   | Porsche 991 GT3 Cup |        |          |        |       |           |
|---------------------------|---|---------------------|--------|----------|--------|-------|-----------|
| 1. Cenk CEYISAKAR         |   | GT                  |        |          |        |       |           |
| 2. Jeffrey VAN HOOYDONC   |   |                     |        |          |        |       |           |
| 1                         | 1 | 2:36.564            | 45.437 | 1:11.274 | 39.853 | 250.6 | 2:36.564  |
| 2                         | 1 | 2:33.590            | 42.756 | 1:10.780 | 40.054 | 255.3 | 5:10.154  |
| 3                         | 1 | 2:36.815            | 42.936 | 1:12.557 | 41.322 | 246.6 | 7:46.969  |
| 4                         | 1 | 2:39.992            | 49.584 | 1:10.374 | 40.034 | 252.9 | 10:26.961 |
| 5                         | 1 | 2:32.854            | 42.567 | 1:10.661 | 39.626 | 248.8 | 12:59.815 |
| 6                         | 1 | 2:32.759            | 42.580 | 1:10.462 | 39.717 | 257.1 | 15:32.574 |
| 7                         | 1 | 2:34.224            | 42.642 | 1:11.865 | 39.717 | 231.8 | 18:06.798 |
| 8                         | 1 | 2:33.270            | 42.544 | 1:10.368 | 40.358 | 255.3 | 20:40.068 |
| 9                         | 1 | 2:34.391            | 42.814 | 1:11.877 | 39.700 | 251.7 | 23:14.459 |
| 10                        | 1 | 2:33.247            | 42.692 | 1:10.829 | 39.726 | 254.7 | 25:47.706 |
| 11                        | 1 | 2:35.018            | 42.877 | 1:10.721 | 41.420 | 254.1 | 28:22.724 |





# SUPERCAR CHALLENGE + GT&PROTO

## SPA RACING FESTIVAL

### RACE 2

### Sector Analysis

Personal Best Session Best B Crossing the finish line in pit lane

| Lap | D | Time      | Sector 1 | Sector 2 | Sector 3 | T. Spd | Elapsed     | Lap | D | Time      | Sector 1 | Sector 2 | Sector 3 | T. Spd | Elapsed   |
|-----|---|-----------|----------|----------|----------|--------|-------------|-----|---|-----------|----------|----------|----------|--------|-----------|
| 12  | 1 | 2:44.756B | 43.215   | 1:11.726 | 49.815   | 255.3  | 31:07.480   | 3   | 1 | 2:33.820  | 43.231   | 1:10.053 | 40.536   | 229.3  | 7:54.317  |
| 13  | 1 | 3:47.324  | 1:57.500 | 1:10.103 | 39.721   | 250.6  | 34:54.804   | 4   | 1 | 2:33.613  | 43.014   | 1:10.078 | 40.521   | 235.8  | 10:27.930 |
| 14  | 1 | 2:31.390  | 43.864   | 1:08.566 | 38.960   | 250.6  | 37:26.194   | 5   | 1 | 2:33.327  | 42.904   | 1:10.311 | 40.112   | 232.3  | 13:01.257 |
| 15  | 1 | 2:29.803  | 42.113   | 1:08.255 | 39.435   | 256.5  | 39:55.997   | 6   | 1 | 2:33.425  | 43.247   | 1:09.699 | 40.479   | 246.6  | 15:34.682 |
| 16  | 1 | 2:32.382  | 41.741   | 1:11.103 | 39.538   | 254.7  | 42:28.379   | 7   | 1 | 2:33.244  | 42.949   | 1:10.318 | 39.977   | 229.8  | 18:07.926 |
| 17  | 1 | 2:29.537  | 41.819   | 1:08.754 | 38.964   | 237.9  | 44:57.916   | 8   | 1 | 2:34.318  | 42.980   | 1:09.868 | 41.470   | 246.6  | 20:42.244 |
| 18  | 1 | 2:31.035  | 41.879   | 1:10.221 | 38.935   | 237.4  | 47:28.951   | 9   | 1 | 2:33.558  | 42.968   | 1:10.379 | 40.211   | 237.4  | 23:15.802 |
| 19  | 1 | 2:29.382  | 41.799   | 1:08.481 | 39.102   | 257.8  | 49:58.333   | 10  | 1 | 2:33.891  | 42.959   | 1:10.456 | 40.476   | 220.4  | 25:49.693 |
| 20  | 1 | 2:30.860  | 41.917   | 1:09.728 | 39.215   | 242.2  | 52:29.193   | 11  | 1 | 2:34.887  | 43.562   | 1:10.544 | 40.781   | 203.0  | 28:24.580 |
| 21  | 1 | 2:33.062  | 43.386   | 1:09.942 | 39.734   | 249.4  | 55:02.255   | 12  | 1 | 2:35.859  | 43.725   | 1:11.496 | 40.638   | 213.4  | 31:00.439 |
| 22  | 1 | 2:33.006  | 43.547   | 1:10.194 | 39.265   | 246.0  | 57:35.261   | 13  | 1 | 2:42.720B | 44.149   | 1:10.828 | 47.743   | 217.7  | 33:43.159 |
| 23  | 1 | 2:30.526  | 42.109   | 1:08.942 | 39.475   | 257.8  | 1:00:05.787 | 14  | 1 | 3:59.999  | 2:07.496 | 1:12.306 | 40.197   | 225.9  | 37:43.158 |
| 24  | 1 | 2:31.457  | 41.829   | 1:09.251 | 40.377   | 255.9  | 1:02:37.244 | 15  | 1 | 2:31.383  | 42.433   | 1:09.775 | 39.175   | 248.8  | 40:14.541 |
| 25  | 1 | 2:32.244  | 42.318   | 1:10.663 | 39.263   | 253.5  | 1:05:09.488 | 16  | 1 | 2:33.297  | 43.430   | 1:10.168 | 39.699   | 244.3  | 42:47.838 |

### 181 Go Motorsports by DVB

PORSCHE 991 GT3 Cup  
1. Cengiz OGUZHAN  
GT

|    |   |           |          |          |        |       |           |
|----|---|-----------|----------|----------|--------|-------|-----------|
| 1  | 1 | 2:45.227  | 50.657   | 1:13.818 | 40.752 | 188.2 | 2:45.227  |
| 2  | 1 | 2:31.993  | 42.673   | 1:09.916 | 39.404 | 252.9 | 5:17.220  |
| 3  | 1 | 2:32.261  | 42.722   | 1:10.023 | 39.516 | 255.3 | 7:49.481  |
| 4  | 1 | 2:33.133  | 42.833   | 1:10.185 | 40.115 | 257.8 | 10:22.614 |
| 5  | 1 | 2:31.944  | 42.290   | 1:09.717 | 39.937 | 259.6 | 12:54.558 |
| 6  | 1 | 2:33.129  | 42.444   | 1:10.874 | 39.811 | 225.9 | 15:27.687 |
| 7  | 1 | 2:37.193  | 45.388   | 1:11.576 | 40.229 | 232.3 | 18:04.880 |
| 8  | 1 | 2:34.586  | 42.593   | 1:10.714 | 41.279 | 255.9 | 20:39.466 |
| 9  | 1 | 2:35.729  | 42.990   | 1:12.876 | 39.863 | 243.2 | 23:15.195 |
| 10 | 1 | 2:33.155  | 42.516   | 1:11.054 | 39.585 | 250.6 | 25:48.350 |
| 11 | 1 | 2:35.626  | 42.788   | 1:11.780 | 41.058 | 250.0 | 28:23.976 |
| 12 | 1 | 2:35.896  | 42.774   | 1:11.661 | 41.461 | 230.3 | 30:59.872 |
| 13 | 1 | 2:34.272  | 43.472   | 1:11.061 | 39.739 | 249.4 | 33:34.144 |
| 14 | 1 | 2:44.989B | 43.239   | 1:13.538 | 48.212 | 237.9 | 36:19.133 |
| 15 | 1 | 3:54.637  | 2:04.432 | 1:10.730 | 39.475 | 252.3 | 40:13.770 |
| 16 | 1 | 2:33.317  | 43.463   | 1:10.275 | 39.579 | 254.1 | 42:47.087 |
| 17 | 1 | 2:36.281  | 44.169   | 1:12.115 | 39.997 | 254.1 | 45:23.368 |
| 18 | 1 | 2:34.898  | 43.628   | 1:11.745 | 39.525 | 255.9 | 47:58.266 |
| 19 | 1 | 2:37.843  | 43.756   | 1:13.307 | 40.780 | 245.5 | 50:36.109 |
| 20 | 1 | 2:40.618  | 47.369   | 1:12.074 | 41.175 | 241.6 | 53:16.727 |
| 21 | 1 | 2:36.651  | 43.736   | 1:12.057 | 40.858 | 247.1 | 55:53.378 |
| 22 | 1 | 2:48.218B | 42.805   | 1:11.274 | 54.139 | 251.7 | 58:41.596 |

### 182 DVB Racing bvba

PORSCHE 991 GT3 Cup  
1. Koen WAUTERS  
2. Kris WAUTERS  
GT

|    |   |           |          |          |          |       |           |
|----|---|-----------|----------|----------|----------|-------|-----------|
| 1  | 1 | 2:40.313  | 49.468   | 1:11.154 | 39.691   | 209.7 | 2:40.313  |
| 2  | 1 | 2:31.942  | 42.710   | 1:08.999 | 40.233   | 257.1 | 5:12.255  |
| 3  | 1 | 2:34.031  | 43.700   | 1:10.348 | 39.983   | 253.5 | 7:46.286  |
| 4  | 1 | 2:28.734  | 41.461   | 1:08.781 | 38.492   | 260.9 | 10:15.020 |
| 5  | 1 | 2:30.997  | 41.372   | 1:09.258 | 40.367   | 234.3 | 12:46.017 |
| 6  | 1 | 2:29.015  | 41.649   | 1:07.802 | 39.564   | 252.3 | 15:15.032 |
| 7  | 1 | 2:30.299  | 42.112   | 1:08.822 | 39.365   | 256.5 | 17:45.331 |
| 8  | 1 | 2:29.356  | 41.475   | 1:08.781 | 39.100   | 250.6 | 20:14.687 |
| 9  | 1 | 2:30.310  | 41.608   | 1:08.971 | 39.731   | 259.0 | 22:44.997 |
| 10 | 1 | 4:40.647B | 1:23.038 | 1:54.676 | 1:22.933 | 122.3 | 27:25.644 |

### 186 Speedlover

PORSCHE 991 GT3 Cup  
1. Willem MEULDERS  
2. Rik RENMANS  
GT

|   |   |          |        |          |        |       |          |
|---|---|----------|--------|----------|--------|-------|----------|
| 1 | 1 | 2:45.426 | 50.046 | 1:13.924 | 41.456 | 165.6 | 2:45.426 |
| 2 | 1 | 2:35.071 | 44.060 | 1:10.623 | 40.388 | 225.5 | 5:20.497 |

### 188 Speedlover


PORSCHE 991 GT3 Cup  
1. John DE WILDE  
GT

|    |   |           |          |          |        |       |             |
|----|---|-----------|----------|----------|--------|-------|-------------|
| 1  | 1 | 2:38.689  | 47.140   | 1:11.335 | 40.214 | 233.8 | 2:38.689    |
| 2  | 1 | 2:33.087  | 42.839   | 1:09.799 | 40.449 | 252.9 | 5:11.776    |
| 3  | 1 | 2:32.247  | 42.366   | 1:10.662 | 39.219 | 252.9 | 7:44.023    |
| 4  | 1 | 2:30.179  | 41.830   | 1:08.863 | 39.486 | 255.3 | 10:14.202   |
| 5  | 1 | 2:29.567  | 42.039   | 1:08.649 | 38.879 | 256.5 | 12:43.769   |
| 6  | 1 | 2:31.064  | 42.602   | 1:08.341 | 40.121 | 254.1 | 15:14.833   |
| 7  | 1 | 2:31.727  | 42.777   | 1:08.651 | 40.299 | 257.1 | 17:46.560   |
| 8  | 1 | 2:31.397  | 43.222   | 1:08.753 | 39.422 | 248.8 | 20:17.957   |
| 9  | 1 | 2:29.724  | 41.927   | 1:08.645 | 39.152 | 253.5 | 22:47.681   |
| 10 | 1 | 2:32.743  | 42.620   | 1:09.928 | 40.195 | 252.3 | 25:20.424   |
| 11 | 1 | 2:37.596B | 42.019   | 1:10.620 | 44.957 | 249.4 | 27:58.020   |
| 12 | 1 | 3:05.111  | 1:16.710 | 1:09.271 | 39.130 | 257.1 | 31:03.131   |
| 13 | 1 | 2:32.519  | 43.139   | 1:09.772 | 39.608 | 254.7 | 33:35.650   |
| 14 | 1 | 2:33.516  | 41.992   | 1:11.709 | 39.815 | 211.8 | 36:09.166   |
| 15 | 1 | 2:36.744B | 42.107   | 1:09.622 | 45.015 | 259.6 | 38:45.910   |
| 16 | 1 | 3:46.078  | 1:56.269 | 1:09.497 | 40.312 | 254.1 | 42:31.988   |
| 17 | 1 | 2:32.038  | 42.682   | 1:09.816 | 39.540 | 253.5 | 45:04.026   |
| 18 | 1 | 2:31.030  | 42.027   | 1:09.254 | 39.749 | 253.5 | 47:35.056   |
| 19 | 1 | 2:30.585  | 42.088   | 1:09.151 | 39.346 | 256.5 | 50:05.641   |
| 20 | 1 | 2:31.522  | 41.838   | 1:09.944 | 39.740 | 255.9 | 52:37.163   |
| 21 | 1 | 2:30.938  | 41.905   | 1:09.690 | 39.343 | 257.8 | 55:08.101   |
| 22 | 1 | 2:32.052  | 42.235   | 1:10.159 | 39.658 | 230.3 | 57:40.153   |
| 23 | 1 | 2:31.558  | 41.764   | 1:09.125 | 40.669 | 259.0 | 1:00:11.711 |
| 24 | 1 | 2:29.932  | 41.990   | 1:08.889 | 39.053 | 257.8 | 1:02:41.643 |
| 25 | 1 | 2:33.156  | 42.337   | 1:09.958 | 40.861 | 252.9 | 1:05:14.799 |

### 189 Race Art

PORSCHE 991 Gen II  
1. R. GROUWELS  
GT

|   |   |          |        |          |        |       |           |
|---|---|----------|--------|----------|--------|-------|-----------|
| 1 | 1 | 2:35.687 | 44.586 | 1:11.535 | 39.566 | 252.3 | 2:35.687  |
| 2 | 1 | 2:30.992 | 42.255 | 1:09.578 | 39.159 | 243.8 | 5:06.679  |
| 3 | 1 | 2:30.274 | 41.698 | 1:09.430 | 39.146 | 253.5 | 7:36.953  |
| 4 | 1 | 2:29.676 | 41.617 | 1:09.091 | 38.968 | 243.2 | 10:06.629 |



# SUPERCAR CHALLENGE + GT&PROTO

## SPA RACING FESTIVAL

### RACE 2

### Sector Analysis

Personal Best Session Best B Crossing the finish line in pit lane


| Lap | D | Time     | Sector 1 | Sector 2 | Sector 3 | T. Spd | Elapsed     | Lap | D | Time     | Sector 1 | Sector 2 | Sector 3 | T. Spd | Elapsed     |
|-----|---|----------|----------|----------|----------|--------|-------------|-----|---|----------|----------|----------|----------|--------|-------------|
| 5   | 1 | 2:31.863 | 41.688   | 1:10.547 | 39.628   | 217.7  | 12:38.492   | 6   | 1 | 2:29.455 | 42.387   | 1:07.666 | 39.402   | 246.6  | 15:00.306   |
| 6   | 1 | 2:32.488 | 41.627   | 1:11.041 | 39.820   | 250.0  | 15:10.980   | 7   | 1 | 2:30.905 | 43.649   | 1:08.187 | 39.069   | 239.5  | 17:31.211   |
| 7   | 1 | 2:30.433 | 41.371   | 1:09.773 | 39.289   | 252.9  | 17:41.413   | 8   | 1 | 2:30.535 | 42.988   | 1:07.416 | 40.131   | 239.5  | 20:01.746   |
| 8   | 1 | 2:32.042 | 42.619   | 1:09.998 | 39.425   | 252.3  | 20:13.455   | 9   | 1 | 2:29.902 | 42.623   | 1:08.344 | 38.935   | 242.2  | 22:31.648   |
| 9   | 1 | 2:31.020 | 41.659   | 1:09.570 | 39.791   | 253.5  | 22:44.475   | 10  | 1 | 2:32.438 | 42.632   | 1:08.974 | 40.832   | 242.2  | 25:04.086   |
| 10  | 1 | 2:34.106 | 44.149   | 1:10.454 | 39.503   | 241.1  | 25:18.581   | 11  | 1 | 2:32.282 | 42.750   | 1:08.628 | 40.904   | 242.7  | 27:36.368   |
| 11  | 1 | 2:30.459 | 41.998   | 1:09.607 | 38.854   | 251.7  | 27:49.040   | 12  | 1 | 2:29.983 | 42.750   | 1:07.708 | 39.525   | 242.2  | 30:06.351   |
| 12  | 1 | 2:31.752 | 42.110   | 1:09.918 | 39.724   | 246.0  | 30:20.792   | 13  | 1 | 2:30.336 | 42.940   | 1:07.735 | 39.661   | 241.1  | 32:36.687   |
| 13  | 1 | 2:31.997 | 41.844   | 1:10.517 | 39.636   | 245.5  | 32:52.789   | 14  | 1 | 2:31.853 | 42.690   | 1:09.770 | 39.393   | 246.0  | 35:08.540   |
| 14  | 1 | 2:38.351 | 41.783   | 1:10.308 | 46.260   | 247.7  | 35:31.140   | 15  | 1 | 2:37.805 | 42.866   | 1:09.312 | 45.627   | 238.9  | 37:46.345   |
| 15  | 1 | 3:46.163 | 1:55.655 | 1:10.434 | 40.074   | 246.0  | 39:17.303   | 16  | 1 | 3:46.313 | 1:56.181 | 1:08.996 | 41.136   | 235.3  | 41:32.658   |
| 16  | 1 | 2:31.370 | 42.014   | 1:10.059 | 39.297   | 255.9  | 41:48.673   | 17  | 1 | 2:31.492 | 43.012   | 1:08.768 | 39.712   | 241.6  | 44:04.150   |
| 17  | 1 | 2:31.172 | 41.597   | 1:09.862 | 39.713   | 248.3  | 44:19.845   | 18  | 1 | 2:32.331 | 42.407   | 1:10.516 | 39.408   | 243.8  | 46:36.481   |
| 18  | 1 | 2:34.751 | 42.311   | 1:10.339 | 42.101   | 249.4  | 46:54.596   | 19  | 1 | 2:33.780 | 42.681   | 1:10.094 | 41.005   | 238.4  | 49:10.261   |
| 19  | 1 | 2:32.687 | 41.972   | 1:10.478 | 40.237   | 240.5  | 49:27.283   | 20  | 1 | 2:32.732 | 43.871   | 1:08.964 | 39.897   | 237.9  | 51:42.993   |
| 20  | 1 | 2:35.756 | 41.687   | 1:12.909 | 41.160   | 235.8  | 52:03.039   | 21  | 1 | 2:35.017 | 44.078   | 1:10.390 | 40.549   | 240.0  | 54:18.010   |
| 21  | 1 | 2:32.604 | 41.933   | 1:10.481 | 40.190   | 244.9  | 54:35.643   | 22  | 1 | 2:32.830 | 42.723   | 1:09.101 | 41.006   | 243.2  | 56:50.840   |
| 22  | 1 | 2:34.510 | 41.974   | 1:12.011 | 40.525   | 237.9  | 57:10.153   | 23  | 1 | 2:32.864 | 42.963   | 1:09.738 | 40.163   | 244.3  | 59:23.704   |
| 23  | 1 | 2:32.755 | 41.670   | 1:10.774 | 40.311   | 237.9  | 59:42.908   | 24  | 1 | 2:31.559 | 42.697   | 1:09.140 | 39.722   | 244.3  | 1:01:55.263 |
| 24  | 1 | 2:34.437 | 43.355   | 1:11.610 | 39.472   | 241.6  | 1:02:17.345 | 25  | 1 | 2:34.462 | 43.635   | 1:10.110 | 40.717   | 242.2  | 1:04:29.725 |
| 25  | 1 | 2:33.207 | 41.754   | 1:10.746 | 40.707   | 248.3  | 1:04:50.552 |     |   |          |          |          |          |        |             |

| 190 |   | Race Art       | Porsche 991 Gen II GT |          |        |       |             |  |  |  |  |  |  |  |  |
|-----|---|----------------|-----------------------|----------|--------|-------|-------------|--|--|--|--|--|--|--|--|
|     |   | 1. E. GROUWELS |                       |          |        |       |             |  |  |  |  |  |  |  |  |
| 1   | 1 | 2:36.977       | 45.907                | 1:11.449 | 39.621 | 216.0 | 2:36.977    |  |  |  |  |  |  |  |  |
| 2   | 1 | 2:30.629       | 42.420                | 1:08.770 | 39.439 | 255.9 | 5:07.606    |  |  |  |  |  |  |  |  |
| 3   | 1 | 2:30.139       | 41.669                | 1:09.198 | 39.272 | 241.1 | 7:37.745    |  |  |  |  |  |  |  |  |
| 4   | 1 | 2:30.701       | 41.908                | 1:08.858 | 39.935 | 241.6 | 10:08.446   |  |  |  |  |  |  |  |  |
| 5   | 1 | 2:32.442       | 42.017                | 1:09.928 | 40.497 | 248.8 | 12:40.888   |  |  |  |  |  |  |  |  |
| 6   | 1 | 2:30.810       | 41.617                | 1:09.438 | 39.755 | 242.7 | 15:11.698   |  |  |  |  |  |  |  |  |
| 7   | 1 | 2:30.489       | 41.778                | 1:09.376 | 39.335 | 248.3 | 17:42.187   |  |  |  |  |  |  |  |  |
| 8   | 1 | 2:31.754       | 43.009                | 1:09.250 | 39.495 | 245.5 | 20:13.941   |  |  |  |  |  |  |  |  |
| 9   | 1 | 2:31.038       | 41.551                | 1:09.509 | 39.978 | 252.3 | 22:44.979   |  |  |  |  |  |  |  |  |
| 10  | 1 | 2:34.921       | 43.838                | 1:11.079 | 40.004 | 235.3 | 25:19.900   |  |  |  |  |  |  |  |  |
| 11  | 1 | 2:31.495       | 41.631                | 1:10.936 | 38.928 | 216.9 | 27:51.395   |  |  |  |  |  |  |  |  |
| 12  | 1 | 2:43.079       | 43.089                | 1:12.688 | 47.302 | 212.6 | 30:34.474   |  |  |  |  |  |  |  |  |
| 13  | 1 | 3:49.934       | 2:00.479              | 1:09.661 | 39.794 | 233.8 | 34:24.408   |  |  |  |  |  |  |  |  |
| 14  | 1 | 2:31.262       | 42.022                | 1:09.656 | 39.584 | 219.5 | 36:55.670   |  |  |  |  |  |  |  |  |
| 15  | 1 | 2:31.960       | 41.947                | 1:10.552 | 39.461 | 246.6 | 39:27.630   |  |  |  |  |  |  |  |  |
| 16  | 1 | 2:31.352       | 41.751                | 1:10.029 | 39.572 | 256.5 | 41:58.982   |  |  |  |  |  |  |  |  |
| 17  | 1 | 2:31.401       | 42.033                | 1:10.084 | 39.284 | 254.1 | 44:30.383   |  |  |  |  |  |  |  |  |
| 18  | 1 | 2:31.721       | 41.736                | 1:10.254 | 39.731 | 248.3 | 47:02.104   |  |  |  |  |  |  |  |  |
| 19  | 1 | 2:33.020       | 42.427                | 1:10.700 | 39.893 | 244.9 | 49:35.124   |  |  |  |  |  |  |  |  |
| 20  | 1 | 2:34.443       | 42.449                | 1:11.349 | 40.645 | 235.3 | 52:09.567   |  |  |  |  |  |  |  |  |
| 21  | 1 | 2:32.397       | 41.799                | 1:10.658 | 39.940 | 246.0 | 54:41.964   |  |  |  |  |  |  |  |  |
| 22  | 1 | 2:33.150       | 42.037                | 1:10.716 | 40.397 | 246.0 | 57:15.114   |  |  |  |  |  |  |  |  |
| 23  | 1 | 2:32.016       | 41.687                | 1:10.373 | 39.956 | 246.0 | 59:47.130   |  |  |  |  |  |  |  |  |
| 24  | 1 | 2:33.530       | 41.896                | 1:11.138 | 40.496 | 244.9 | 1:02:20.660 |  |  |  |  |  |  |  |  |
| 25  | 1 | 2:33.687       | 41.722                | 1:10.081 | 41.884 | 259.6 | 1:04:54.347 |  |  |  |  |  |  |  |  |

| 199 |   | JR Motorsport       | BMW M4 Silhouette 3.2 GT |          |        |       |           |  |  |  |  |  |  |  |  |
|-----|---|---------------------|--------------------------|----------|--------|-------|-----------|--|--|--|--|--|--|--|--|
|     |   | 1. Michael VERHAGEN |                          |          |        |       |           |  |  |  |  |  |  |  |  |
|     |   | 2. Willem MEIJER    |                          |          |        |       |           |  |  |  |  |  |  |  |  |
| 1   | 1 | 2:34.635            | 44.681                   | 1:10.926 | 39.028 | 233.8 | 2:34.635  |  |  |  |  |  |  |  |  |
| 2   | 1 | 2:29.382            | 42.800                   | 1:07.011 | 39.571 | 239.5 | 5:04.017  |  |  |  |  |  |  |  |  |
| 3   | 1 | 2:28.914            | 42.696                   | 1:07.255 | 38.963 | 240.5 | 7:32.931  |  |  |  |  |  |  |  |  |
| 4   | 1 | 2:28.520            | 42.763                   | 1:06.917 | 38.840 | 239.5 | 10:01.451 |  |  |  |  |  |  |  |  |
| 5   | 1 | 2:29.400            | 42.546                   | 1:07.849 | 39.005 | 241.6 | 12:30.851 |  |  |  |  |  |  |  |  |

| 201 |   | Febo Racing Team   | Leon Cupra TCR SS1 |          |        |       |           |  |  |  |  |  |  |  |  |
|-----|---|--------------------|--------------------|----------|--------|-------|-----------|--|--|--|--|--|--|--|--|
|     |   | 1. Dennis DE BORST |                    |          |        |       |           |  |  |  |  |  |  |  |  |
|     |   | 2. Stan VAN OORD   |                    |          |        |       |           |  |  |  |  |  |  |  |  |
| 1   | 1 | 2:46.977           | 51.289             | 1:13.483 | 42.205 | 194.9 | 2:46.977  |  |  |  |  |  |  |  |  |
| 2   | 1 | 2:36.918           | 44.751             | 1:11.316 | 40.851 | 216.9 | 5:23.895  |  |  |  |  |  |  |  |  |
| 3   | 1 | 2:36.650           | 44.369             | 1:11.550 | 40.731 | 226.9 | 8:00.545  |  |  |  |  |  |  |  |  |
| 4   | 1 | 2:35.030           | 43.971             | 1:10.448 | 40.611 | 237.9 | 10:35.575 |  |  |  |  |  |  |  |  |
| 5   | 1 | 2:38.784           | 44.119             | 1:11.898 | 42.767 | 229.3 | 13:14.359 |  |  |  |  |  |  |  |  |
| 6   | 1 | 2:35.619           | 44.362             | 1:10.691 | 40.566 | 244.3 | 15:49.978 |  |  |  |  |  |  |  |  |
| 7   | 1 | 2:36.651           | 45.616             | 1:10.373 | 40.662 | 240.5 | 18:26.629 |  |  |  |  |  |  |  |  |
| 8   | 1 | 2:46.063           | 44.633             | 1:11.297 | 50.133 | 226.4 | 21:12.692 |  |  |  |  |  |  |  |  |
| 9   | 1 | 4:13.685           | 2:20.328           | 1:11.840 | 41.517 | 243.2 | 25:26.377 |  |  |  |  |  |  |  |  |
| 10  | 1 | 2:36.184           | 43.544             | 1:11.687 | 40.953 | 240.5 | 28:02.561 |  |  |  |  |  |  |  |  |
| 11  | 1 | 2:38.304           | 45.289             | 1:12.431 | 40.584 | 223.1 | 30:40.865 |  |  |  |  |  |  |  |  |
| 12  | 1 | 2:37.835           | 43.677             | 1:11.814 | 42.344 | 234.3 | 33:18.700 |  |  |  |  |  |  |  |  |
| 13  | 1 | 2:36.609           | 43.501             | 1:12.215 | 40.893 | 247.1 | 35:55.309 |  |  |  |  |  |  |  |  |
| 14  | 1 | 2:36.124           | 43.253             | 1:11.194 | 41.677 | 245.5 | 38:31.433 |  |  |  |  |  |  |  |  |
| 15  | 1 | 2:38.917           | 46.067             | 1:11.764 | 41.086 | 241.1 | 41:10.350 |  |  |  |  |  |  |  |  |
| 16  | 1 | 2:47.215           | 43.209             | 1:11.451 | 52.555 | 245.5 | 43:57.565 |  |  |  |  |  |  |  |  |

| 202 |   | Ferry Monster Autosport | Leon Cupra TCR SS1 |          |        |       |           |  |  |  |  |  |  |  |  |
|-----|---|-------------------------|--------------------|----------|--------|-------|-----------|--|--|--|--|--|--|--|--|
|     |   | 1. René STEENMETZ       |                    |          |        |       |           |  |  |  |  |  |  |  |  |
| 1   | 1 | 2:46.696                | 53.077             | 1:12.354 | 41.265 | 208.5 | 2:46.696  |  |  |  |  |  |  |  |  |
| 2   | 1 | 2:36.828                | 44.800             | 1:11.237 | 40.791 | 241.1 | 5:23.524  |  |  |  |  |  |  |  |  |
| 3   | 1 | 2:35.510                | 44.434             | 1:10.400 | 40.676 | 240.0 | 7:59.034  |  |  |  |  |  |  |  |  |
| 4   | 1 | 2:35.958                | 44.757             | 1:10.761 | 40.440 | 240.5 | 10:34.992 |  |  |  |  |  |  |  |  |
| 5   | 1 | 2:36.641                | 44.436             | 1:11.337 | 40.868 | 242.7 | 13:11.633 |  |  |  |  |  |  |  |  |
| 6   | 1 | 2:37.255                | 44.779             | 1:10.686 | 41.790 | 238.9 | 15:48.888 |  |  |  |  |  |  |  |  |
| 7   | 1 | 2:36.845                | 45.393             | 1:10.994 | 40.458 | 241.6 | 18:25.733 |  |  |  |  |  |  |  |  |
| 8   | 1 | 2:45.753                | 45.323             | 1:10.866 | 49.564 | 234.3 | 21:11.486 |  |  |  |  |  |  |  |  |
| 9   | 1 | 3:55.416                | 2:02.641           | 1:11.436 | 41.339 | 233.3 | 25:06.902 |  |  |  |  |  |  |  |  |
| 10  | 1 | 2:37.028                | 44.518             | 1:10.625 | 41.885 | 241.1 | 27:43.930 |  |  |  |  |  |  |  |  |
| 11  | 1 | 2:36.943                | 45.632             | 1:10.437 | 40.874 | 236.8 | 30:20.873 |  |  |  |  |  |  |  |  |
| 12  | 1 | 2:36.066                | 44.362             | 1:10.931 | 40.773 | 242.7 | 32:56.939 |  |  |  |  |  |  |  |  |
| 13  | 1 | 2:36.824                | 44.562             | 1:10.162 | 42.100 | 240.5 | 35:33.763 |  |  |  |  |  |  |  |  |
| 14  | 1 | 2:35.529                | 44.488             | 1:10.010 | 41.031 | 241.1 | 38:09.292 |  |  |  |  |  |  |  |  |
| 15  | 1 | 2:36.361                | 44.139             | 1:10.877 | 41.345 | 239.5 | 40:45.653 |  |  |  |  |  |  |  |  |




# SUPERCAR CHALLENGE + GT&PROTO

## SPA RACING FESTIVAL

### RACE 2

### Sector Analysis

| Personal Best   |   |          |          |          |          |        | Session Best |     |   |          |          |          |          | B Crossing the finish line in pit lane |             |     |   |          |          |          |          |        |             |  |
|---|---|----------|----------|----------|----------|--------|--------------|-----|---|----------|----------|----------|----------|--|-------------|-----|---|----------|----------|----------|----------|--------|-------------|--|
| Lap   | D | Time     | Sector 1 | Sector 2 | Sector 3 | T. Spd | Elapsed      | Lap | D | Time     | Sector 1 | Sector 2 | Sector 3 | T. Spd                                 | Elapsed     | Lap | D | Time     | Sector 1 | Sector 2 | Sector 3 | T. Spd | Elapsed     |  |
| <b>203</b> <b>Ferry Monster Autosport</b> Leon Cupra TCR SS1<br>1. Stephan POLDERMAN                        |   |          |          |          |          |        |              |     |   |          |          |          |          |  |             |     |   |          |          |          |          |        |             |  |
| 1   | 1 | 2:51.573 | 55.151   | 1:13.371 | 43.051   | 200.7  | 2:51.573     | 2   | 1 | 2:31.356 | 42.530   | 1:09.575 | 39.251   | 238.4                                  | 5:12.663    | 3   | 1 | 2:30.590 | 42.372   | 1:10.097 | 38.121   | 229.3  | 7:43.253    |  |
| 2   | 1 | 2:38.959 | 44.963   | 1:12.153 | 41.843   | 214.7  | 5:30.532     | 4   | 1 | 2:24.705 | 41.123   | 1:05.593 | 37.989   | 250.0                                  | 10:07.958   | 5   | 1 | 2:24.733 | 40.233   | 1:06.481 | 38.019   | 230.8  | 12:32.691   |  |
| 3   | 1 | 2:38.987 | 45.574   | 1:11.812 | 41.601   | 225.5  | 8:09.519     | 6   | 1 | 2:27.691 | 41.063   | 1:08.681 | 37.947   | 200.0                                  | 15:00.382   | 7   | 1 | 2:27.384 | 41.594   | 1:08.424 | 37.366   | 229.3  | 17:27.766   |  |
| 4   | 1 | 2:36.823 | 44.690   | 1:11.368 | 40.765   | 234.8  | 10:46.342    | 8   | 1 | 2:22.964 | 40.287   | 1:05.666 | 37.011   | 244.9                                  | 19:50.730   | 9   | 1 | 2:26.542 | 40.652   | 1:06.412 | 39.478   | 235.8  | 22:17.272   |  |
| 5   | 1 | 2:34.685 | 44.471   | 1:09.682 | 40.532   | 237.9  | 13:21.027    | 10  | 1 | 2:24.730 | 40.291   | 1:06.823 | 37.616   | 211.4                                  | 24:42.002   | 11  | 1 | 2:26.360 | 40.363   | 1:08.227 | 37.770   | 251.2  | 27:08.362   |  |
| 6   | 1 | 2:36.021 | 45.840   | 1:09.720 | 40.461   | 233.8  | 15:57.048    | 12  | 1 | 2:24.606 | 40.592   | 1:06.770 | 37.244   | 240.0                                  | 29:32.968   | 13  | 1 | 2:25.323 | 40.588   | 1:07.049 | 37.686   | 260.2  | 31:58.291   |  |
| 7   | 1 | 2:35.321 | 45.030   | 1:09.648 | 40.643   | 238.4  | 18:32.369    | 14  | 1 | 2:24.364 | 40.167   | 1:07.000 | 37.197   | 235.8                                  | 34:22.655   | 15  | 1 | 2:32.374 | 40.418   | 1:06.545 | 45.411   | 246.6  | 36:55.029   |  |
| 8   | 1 | 2:39.458 | 44.404   | 1:13.113 | 41.941   | 225.0  | 21:11.827    | 16  | 1 | 3:58.362 | 2:11.012 | 1:09.221 | 38.129   | 234.8                                  | 40:53.391   | 17  | 1 | 2:28.300 | 41.001   | 1:08.735 | 38.564   | 248.3  | 43:21.691   |  |
| 9   | 1 | 2:43.170 | 44.932   | 1:10.402 | 47.836   | 236.8  | 23:54.997    | 18  | 1 | 2:24.686 | 40.989   | 1:05.688 | 38.009   | 257.8                                  | 45:46.377   | 19  | 1 | 2:28.060 | 40.936   | 1:09.080 | 38.044   | 254.7  | 48:14.437   |  |
| 10  | 1 | 3:51.615 | 1:59.844 | 1:10.256 | 41.515   | 237.9  | 27:46.612    | 20  | 1 | 2:23.893 | 40.400   | 1:05.482 | 38.011   | 250.6                                  | 50:38.330   | 21  | 1 | 2:25.281 | 40.175   | 1:07.380 | 37.726   | 250.0  | 53:03.611   |  |
| 11  | 1 | 2:36.739 | 44.943   | 1:10.969 | 40.827   | 216.4  | 30:23.351    | 22  | 1 | 2:22.215 | 39.482   | 1:05.015 | 37.718   | 264.1                                  | 55:25.826   | 23  | 1 | 2:26.020 | 39.804   | 1:05.561 | 40.655   | 252.3  | 57:51.846   |  |
| 12  | 1 | 2:36.291 | 44.886   | 1:10.545 | 40.760   | 237.9  | 32:59.642    | 24  | 1 | 2:23.608 | 40.446   | 1:05.822 | 37.340   | 257.1                                  | 1:00:15.454 | 25  | 1 | 2:28.682 | 39.713   | 1:10.465 | 38.504   | 234.8  | 1:02:44.136 |  |
| 13  | 1 | 2:35.866 | 44.114   | 1:10.421 | 41.331   | 235.8  | 35:35.508    | 26  | 1 | 2:28.871 | 40.676   | 1:08.453 | 39.742   | 204.2                                  | 1:05:13.007 |     |   |          |          |          |          |        |             |  |
| 14  | 1 | 2:35.424 | 44.478   | 1:10.332 | 40.614   | 240.5  | 38:10.932    |     |   |          |          |          |          |  |             |     |   |          |          |          |          |        |             |  |
| 15  | 1 | 2:38.898 | 46.227   | 1:11.622 | 41.049   | 235.8  | 40:49.830    |     |   |          |          |          |          |  |             |     |   |          |          |          |          |        |             |  |
| 16  | 1 | 2:40.008 | 45.037   | 1:13.155 | 41.816   | 231.8  | 43:29.838    |     |   |          |          |          |          |  |             |     |   |          |          |          |          |        |             |  |
| 17  | 1 | 2:38.689 | 46.650   | 1:10.773 | 41.266   | 235.8  | 46:08.527    |     |   |          |          |          |          |  |             |     |   |          |          |          |          |        |             |  |
| 18  | 1 | 2:39.929 | 47.117   | 1:11.621 | 41.191   | 226.9  | 48:48.456    |     |   |          |          |          |          |  |             |     |   |          |          |          |          |        |             |  |
| 19  | 1 | 2:38.740 | 44.177   | 1:11.461 | 43.102   | 233.8  | 51:27.196    |     |   |          |          |          |          |  |             |     |   |          |          |          |          |        |             |  |
| 20  | 1 | 2:40.119 | 45.037   | 1:13.656 | 41.426   | 225.5  | 54:07.315    |     |   |          |          |          |          |  |             |     |   |          |          |          |          |        |             |  |
| 21  | 1 | 2:40.512 | 46.401   | 1:11.538 | 42.573   | 235.3  | 56:47.827    |     |   |          |          |          |          |  |             |     |   |          |          |          |          |        |             |  |
| 22  | 1 | 2:39.912 | 44.794   | 1:12.827 | 42.291   | 237.4  | 59:27.739    |     |   |          |          |          |          |  |             |     |   |          |          |          |          |        |             |  |
| 23  | 1 | 2:37.478 | 44.662   | 1:11.095 | 41.721   | 236.3  | 1:02:05.217  |     |   |          |          |          |          |  |             |     |   |          |          |          |          |        |             |  |
| 24  | 1 | 2:40.363 | 45.159   | 1:12.284 | 42.920   | 234.3  | 1:04:45.580  |     |   |          |          |          |          |  |             |     |   |          |          |          |          |        |             |  |
| <b>208</b> <b>JR Motorsport</b> BMW E92 V8 SS1<br>1. Ted VAN VLIET  |   |          |          |          |          |        |              |     |   |          |          |          |          |  |             |     |   |          |          |          |          |        |             |  |
| 1   | 1 | 2:55.059 | 57.159   | 1:14.865 | 43.035   | 204.2  | 2:55.059     | 1   | 1 | 2:24.411 | 41.251   | 1:06.300 | 36.860   | 267.3                                  | 2:24.411    | 2   | 1 | 2:20.749 | 40.067   | 1:04.265 | 36.417   | 270.7  | 4:45.160    |  |
| 2   | 1 | 2:41.280 | 45.530   | 1:13.703 | 42.047   | 238.4  | 5:36.339     | 3   | 1 | 2:19.992 | 39.811   | 1:04.087 | 36.094   | 270.7                                  | 7:05.152    | 4   | 1 | 2:20.254 | 39.660   | 1:04.516 | 36.078   | 272.0  | 9:25.406    |  |
| 3   | 1 | 2:42.182 | 45.764   | 1:13.886 | 42.532   | 233.3  | 8:18.521     | 5   | 1 | 2:24.176 | 42.519   | 1:04.890 | 36.767   | 264.1                                  | 11:49.582   | 6   | 1 | 2:22.656 | 41.009   | 1:04.496 | 37.151   | 270.0  | 14:12.238   |  |
| 4   | 1 | 2:42.450 | 45.945   | 1:13.888 | 42.617   | 226.9  | 11:00.971    | 7   | 1 | 2:20.827 | 39.687   | 1:04.541 | 36.599   | 274.1                                  | 16:33.065   | 8   | 1 | 2:20.621 | 39.818   | 1:04.616 | 36.187   | 272.7  | 18:53.686   |  |
| 5   | 1 | 2:40.395 | 45.898   | 1:12.712 | 41.785   | 219.5  | 13:41.366    | 9   | 1 | 2:21.167 | 39.378   | 1:05.188 | 36.601   | 276.2                                  | 21:14.853   | 10  | 1 | 2:25.324 | 40.300   | 1:03.861 | 41.163   | 272.0  | 23:40.177   |  |
| 6   | 1 | 2:39.626 | 45.788   | 1:12.131 | 41.707   | 235.8  | 16:20.992    | 11  | 1 | 2:21.539 | 39.228   | 1:05.840 | 36.471   | 275.5                                  | 26:01.716   | 12  | 1 | 2:21.676 | 39.201   | 1:04.453 | 38.022   | 274.1  | 28:23.392   |  |
| 7   | 1 | 2:40.842 | 45.957   | 1:12.877 | 42.008   | 237.9  | 19:01.834    | 13  | 1 | 2:29.460 | 39.711   | 1:06.817 | 42.932   | 274.1                                  | 30:52.852   | 14  | 1 | 3:58.597 | 2:15.099 | 1:06.699 | 36.799   | 270.0  | 34:51.449   |  |
| 8   | 1 | 2:40.044 | 45.718   | 1:12.282 | 42.044   | 235.8  | 21:41.878    | 15  | 1 | 2:21.434 | 39.695   | 1:04.994 | 36.745   | 273.4                                  | 37:12.883   | 16  | 1 | 2:21.858 | 39.152   | 1:05.576 | 37.130   | 276.2  | 39:34.741   |  |
| 9   | 1 | 2:47.718 | 45.656   | 1:12.501 | 49.561   | 231.3  | 24:29.596    | 17  | 1 | 2:22.989 | 39.980   | 1:05.167 | 37.842   | 272.7                                  | 41:57.730   | 18  | 1 | 2:23.005 | 40.196   | 1:05.296 | 37.513   | 274.1  | 44:20.735   |  |
| 10  | 1 | 3:53.849 | 1:57.907 | 1:12.710 | 43.232   | 233.3  | 28:23.445    | 19  | 1 | 2:21.957 | 40.277   | 1:04.684 | 36.996   | 273.4                                  | 46:42.692   | 20  | 1 | 2:25.833 | 39.914   | 1:07.145 | 38.774   | 274.1  | 49:08.525   |  |
| 11  | 1 | 2:42.872 | 47.131   | 1:13.914 | 41.827   | 232.8  | 31:06.317    |     |   |          |          |          |          |  |             |     |   |          |          |          |          |        |             |  |
| 12  | 1 | 2:43.852 | 45.469   | 1:15.696 | 42.687   | 234.3  | 33:50.169    |     |   |          |          |          |          |  |             |     |   |          |          |          |          |        |             |  |
| 13  | 1 | 2:41.693 | 45.522   | 1:14.167 | 42.004   | 234.3  | 36:31.862    |     |   |          |          |          |          |  |             |     |   |          |          |          |          |        |             |  |
| 14  | 1 | 2:42.876 | 46.527   | 1:13.897 | 42.452   | 235.8  | 39:14.738    |     |   |          |          |          |          |  |             |     |   |          |          |          |          |        |             |  |
| 15  | 1 | 2:40.653 | 45.420   | 1:12.889 | 42.344   | 236.8  | 41:55.391    |     |   |          |          |          |          |  |             |     |   |          |          |          |          |        |             |  |
| 16  | 1 | 2:41.672 | 46.426   | 1:13.418 | 41.828   | 235.3  | 44:37.063    |     |   |          |          |          |          |  |             |     |   |          |          |          |          |        |             |  |
| 17  | 1 | 2:40.737 | 45.261   | 1:12.721 | 42.755   | 233.8  | 47:17.800    |     |   |          |          |          |          |  |             |     |   |          |          |          |          |        |             |  |
| 18  | 1 | 2:42.902 | 46.161   | 1:14.409 | 42.332   | 220.4  | 50:00.702    |     |   |          |          |          |          |  |             |     |   |          |          |          |          |        |             |  |
| <b>212</b> <b>Prime Racing</b> GINETTA Nissan G57 LMP3<br>1. Jean-Pierre LEQUEUX<br>2. Jean Marc UEBERECKEN |   |          |          |          |          |        |              |     |   |          |          |          |          |  |             |     |   |          |          |          |          |        |             |  |
| 1   | 1 | 2:41.307 | 49.759   | 1:12.407 | 39.141   | 190.1  | 2:41.307     | 1   | 1 | 2:41.629 | 45.373   | 1:12.871 | 43.385   | 236.8                                  | 52:42.331   | 20  | 1 | 2:43.095 | 46.195   | 1:13.203 | 43.697   | 236.3  | 55:25.426   |  |
| 2   | 1 | 2:31.356 | 42.530   | 1:09.575 | 39.251   | 238.4  | 5:12.663     | 21  | 1 | 2:43.389 | 46.400   | 1:13.487 | 43.502   | 233.8                                  | 58:08.815   | 22  | 1 | 2:41.955 | 44.994   | 1:13.579 | 43.382   | 239.5  | 1:00:50.770 |  |
| 3   | 1 | 2:30.590 | 42.372   | 1:10.097 | 38.121   | 229.3  | 7:43.253     | 23  | 1 | 2:42.222 | 45.842   | 1:13.085 | 43.295   | 234.3                                  | 1:03:32.992 |     |   |          |          |          |          |        |             |  |
| 4   | 1 | 2:24.705 | 41.123   | 1:05.593 | 37.989   | 250.0  | 10:07.958    |     |   |          |          |          |          |  |             |     |   |          |          |          |          |        |             |  |
| 5   | 1 | 2:24.733 | 40.233   | 1:06.481 | 38.019   | 230.8  | 12:32.691    |     |   |          |          |          |          |  |             |     |   |          |          |          |          |        |             |  |
| 6   | 1 | 2:27.691 | 41.063   | 1:08.681 | 37.947   | 200.0  | 15:00.382    |     |   |          |          |          |          |  |             |     |   |          |          |          |          |        |             |  |
| 7   | 1 | 2:27.384 | 41.594   | 1:08.424 | 37.366   | 229.3  | 17:27.766    |     |   |          |          |          |          |  |             |     |   |          |          |          |          |        |             |  |
| 8   | 1 | 2:22.964 | 40.287   | 1:05.666 | 37.011   | 244.9  | 19:50.730    |     |   |          |          |          |          |  |             |     |   |          |          |          |          |        |             |  |
| 9   | 1 | 2:26.542 | 40.652   | 1:06.412 | 39.478   | 235.8  | 22:17.272    |     |   |          |          |          |          |  |             |     |   |          |          |          |          |        |             |  |
| 10  | 1 | 2:24.730 | 40.291   | 1:06.823 | 37.616   | 211.4  | 24:42.002    |     |   |          |          |          |          |  |             |     |   |          |          |          |          |        |             |  |
| 11  | 1 | 2:26.360 | 40.363   | 1:08.227 | 37.770   | 251.2  | 27:08.362    |     |   |          |          |          |          |  |             |     |   |          |          |          |          |        |             |  |
| 12  | 1 | 2:24.606 | 40.592   | 1:06.770 | 37.244   | 240.0  | 29:32.968    |     |   |          |          |          |          |  |             |     |   |          |          |          |          |        |             |  |
| 13  | 1 | 2:25.323 | 40.588   | 1:07.049 | 37.686   | 260.2  | 31:58.291    |     |   |          |          |          |          |  |             |     |   |          |          |          |          |        |             |  |
| 14  | 1 | 2:24.364 | 40.167   | 1:07.000 | 37.197   | 235.8  | 34:22.655    |     |   |          |          |          |          |  |             |     |   |          |          |          |          |        |             |  |
| 15  | 1 | 2:32.374 | 40.418   | 1:06.545 | 45.411   | 246.6  | 36:55.029    |     |   |          |          |          |          |  |             |     |   |          |          |          |          |        |             |  |
| 16  | 1 | 3:58.362 | 2:11.012 | 1:09     |          |        |              |     |   |          |          |          |          |  |             |     |   |          |          |          |          |        |             |  |



# SUPERCAR CHALLENGE + GT&PROTO

## SPA RACING FESTIVAL

### RACE 2

### Sector Analysis

■ Personal Best ■ Session Best B Crossing the finish line in pit lane


| Lap | D | Time     | Sector 1 | Sector 2 | Sector 3 | T. Spd | Elapsed     | Lap | D | Time     | Sector 1 | Sector 2 | Sector 3 | T. Spd | Elapsed     |
|-----|---|----------|----------|----------|----------|--------|-------------|-----|---|----------|----------|----------|----------|--------|-------------|
| 21  | 1 | 2:24.316 | 39.655   | 1:07.436 | 37.225   | 275.5  | 51:32.841   | 22  | 1 | 2:20.863 | 39.747   | 1:04.316 | 36.800   | 266.7  | 53:29.376   |
| 22  | 1 | 2:25.296 | 39.701   | 1:07.702 | 37.893   | 213.4  | 53:58.137   | 23  | 1 | 2:22.419 | 39.893   | 1:04.671 | 37.855   | 241.6  | 55:51.795   |
| 23  | 1 | 2:24.438 | 40.222   | 1:07.377 | 36.839   | 272.7  | 56:22.575   | 24  | 1 | 2:24.235 | 39.838   | 1:03.974 | 40.423   | 266.7  | 58:16.030   |
| 24  | 1 | 2:21.414 | 39.531   | 1:05.115 | 36.768   | 274.8  | 58:43.989   | 25  | 1 | 2:25.627 | 39.748   | 1:05.063 | 40.816   | 266.7  | 1:00:41.657 |
| 25  | 1 | 2:34.354 | 41.276   | 1:09.243 | 43.835   | 239.5  | 1:01:18.343 | 26  | 1 | 2:24.042 | 40.147   | 1:04.587 | 39.308   | 258.4  | 1:03:05.699 |
| 26  | 1 | 2:46.432 | 47.458   | 1:16.712 | 42.262   | 186.5  | 1:04:04.775 |     |   |          |          |          |          |        |             |

| 222 |   | Blueberry Racing |          | BMW E46 M3 |        |       |             |
|-----|---|------------------|----------|------------|--------|-------|-------------|
|     |   | 1. R. VAN LOON   |          | SS1        |        |       |             |
|     |   | 2. L. VAN LOON   |          |            |        |       |             |
| 1   | 1 | 2:49.597         | 54.105   | 1:13.626   | 41.866 | 204.9 | 2:49.597    |
| 2   | 1 | 2:40.150         | 46.094   | 1:12.344   | 41.712 | 228.3 | 5:29.747    |
| 3   | 1 | 2:38.803         | 45.220   | 1:12.383   | 41.200 | 236.8 | 8:08.550    |
| 4   | 1 | 2:40.464         | 44.969   | 1:14.275   | 41.220 | 236.8 | 10:49.014   |
| 5   | 1 | 2:38.459         | 44.795   | 1:12.252   | 41.412 | 239.5 | 13:27.473   |
| 6   | 1 | 2:38.389         | 44.513   | 1:12.598   | 41.278 | 240.5 | 16:05.862   |
| 7   | 1 | 2:40.922         | 44.667   | 1:14.079   | 42.176 | 240.0 | 18:46.784   |
| 8   | 1 | 2:47.322         | 45.030   | 1:13.740   | 48.552 | 237.4 | 21:34.106   |
| 9   | 1 | 3:51.601         | 1:57.963 | 1:12.444   | 41.194 | 226.4 | 25:25.707   |
| 10  | 1 | 2:36.373         | 44.113   | 1:11.603   | 40.657 | 240.5 | 28:02.080   |
| 11  | 1 | 2:36.870         | 43.846   | 1:10.908   | 42.116 | 243.8 | 30:38.950   |
| 12  | 1 | 2:39.486         | 45.320   | 1:11.960   | 42.206 | 238.9 | 33:18.436   |
| 13  | 1 | 2:36.529         | 43.697   | 1:11.694   | 41.138 | 243.2 | 35:54.965   |
| 14  | 1 | 2:37.570         | 43.510   | 1:12.664   | 41.396 | 241.6 | 38:32.535   |
| 15  | 1 | 2:38.543         | 44.786   | 1:11.674   | 42.083 | 241.6 | 41:11.078   |
| 16  | 1 | 2:36.328         | 43.597   | 1:11.633   | 41.098 | 246.6 | 43:47.406   |
| 17  | 1 | 2:38.230         | 44.205   | 1:12.365   | 41.660 | 245.5 | 46:25.636   |
| 18  | 1 | 2:37.977         | 44.056   | 1:12.686   | 41.235 | 222.2 | 49:03.613   |
| 19  | 1 | 2:38.390         | 44.226   | 1:13.201   | 40.963 | 242.7 | 51:42.003   |
| 20  | 1 | 2:38.873         | 44.384   | 1:12.721   | 41.768 | 223.1 | 54:20.876   |
| 21  | 1 | 2:37.027         | 44.100   | 1:11.855   | 41.072 | 243.2 | 56:57.903   |
| 22  | 1 | 2:39.545         | 43.822   | 1:14.582   | 41.141 | 244.9 | 59:37.448   |
| 23  | 1 | 2:38.141         | 44.735   | 1:12.001   | 41.405 | 242.2 | 1:02:15.589 |
| 24  | 1 | 2:38.545         | 43.959   | 1:12.112   | 42.474 | 237.9 | 1:04:54.134 |

| 229 |   | Pegasus Racing   |          | GINETTA G57 |        |       |           |
|-----|---|------------------|----------|-------------|--------|-------|-----------|
|     |   | 1. Julien SCHELL |          | LMP3        |        |       |           |
| 1   | 1 | 2:23.294         | 40.727   | 1:05.973    | 36.594 | 257.8 | 2:23.294  |
| 2   | 1 | 2:18.932         | 40.072   | 1:02.884    | 35.976 | 262.8 | 4:42.226  |
| 3   | 1 | 2:18.566         | 39.629   | 1:02.572    | 36.365 | 265.4 | 7:00.792  |
| 4   | 1 | 2:21.031         | 39.603   | 1:03.486    | 37.942 | 266.7 | 9:21.823  |
| 5   | 1 | 2:19.958         | 39.729   | 1:03.706    | 36.523 | 267.3 | 11:41.781 |
| 6   | 1 | 2:19.916         | 39.561   | 1:03.254    | 37.101 | 267.3 | 14:01.697 |
| 7   | 1 | 2:19.988         | 40.071   | 1:03.253    | 36.664 | 265.4 | 16:21.685 |
| 8   | 1 | 2:21.429         | 39.975   | 1:04.411    | 37.043 | 255.3 | 18:43.114 |
| 9   | 1 | 2:30.309         | 40.022   | 1:06.147    | 44.140 | 248.8 | 21:13.423 |
| 10  | 1 | 3:50.408         | 2:03.871 | 1:06.123    | 40.414 | 248.3 | 25:03.831 |
| 11  | 1 | 2:20.779         | 40.126   | 1:04.080    | 36.573 | 262.1 | 27:24.610 |
| 12  | 1 | 2:19.995         | 39.776   | 1:03.124    | 37.095 | 266.7 | 29:44.605 |
| 13  | 1 | 2:19.079         | 39.456   | 1:03.356    | 36.267 | 267.3 | 32:03.684 |
| 14  | 1 | 2:21.872         | 39.870   | 1:04.947    | 37.055 | 266.7 | 34:25.556 |
| 15  | 1 | 2:23.666         | 40.580   | 1:03.853    | 39.233 | 259.6 | 36:49.222 |
| 16  | 1 | 2:23.605         | 40.187   | 1:06.723    | 36.695 | 247.7 | 39:12.827 |
| 17  | 1 | 2:22.314         | 41.676   | 1:03.339    | 37.299 | 260.2 | 41:35.141 |
| 18  | 1 | 2:21.632         | 39.982   | 1:03.631    | 38.019 | 266.7 | 43:56.773 |
| 19  | 1 | 2:23.546         | 40.888   | 1:05.680    | 36.978 | 255.3 | 46:20.319 |
| 20  | 1 | 2:22.955         | 39.543   | 1:06.658    | 36.754 | 268.7 | 48:43.274 |
| 21  | 1 | 2:25.239         | 40.704   | 1:07.503    | 37.032 | 255.3 | 51:08.513 |

| 245 |   | Harders Plaza      |          | BMW E90  |        |       |             |
|-----|---|--------------------|----------|----------|--------|-------|-------------|
|     |   | 1. R. VAN DEN BERG |          | SS1      |        |       |             |
|     |   | 2. B. VAN DEN BERG |          |          |        |       |             |
| 1   | 1 | 2:48.602           | 53.338   | 1:13.400 | 41.864 | 215.1 | 2:48.602    |
| 2   | 1 | 2:37.542           | 44.600   | 1:11.565 | 41.377 | 238.4 | 5:26.144    |
| 3   | 1 | 2:37.301           | 44.766   | 1:11.524 | 41.011 | 240.0 | 8:03.445    |
| 4   | 1 | 2:36.223           | 44.590   | 1:10.765 | 40.868 | 236.8 | 10:39.668   |
| 5   | 1 | 2:37.309           | 44.799   | 1:10.896 | 41.614 | 235.3 | 13:16.977   |
| 6   | 1 | 2:36.443           | 44.398   | 1:11.072 | 40.973 | 238.4 | 15:53.420   |
| 7   | 1 | 2:37.568           | 44.753   | 1:11.480 | 41.335 | 240.0 | 18:30.988   |
| 8   | 1 | 2:47.907           | 44.576   | 1:13.605 | 49.726 | 223.1 | 21:18.895   |
| 9   | 1 | 3:52.538           | 1:58.888 | 1:12.323 | 41.327 | 207.7 | 25:11.433   |
| 10  | 1 | 2:37.410           | 44.857   | 1:11.552 | 41.001 | 226.9 | 27:48.843   |
| 11  | 1 | 2:39.110           | 45.329   | 1:12.291 | 41.490 | 230.3 | 30:27.953   |
| 12  | 1 | 2:36.881           | 44.769   | 1:10.795 | 41.317 | 238.4 | 33:04.834   |
| 13  | 1 | 2:34.936           | 43.991   | 1:10.429 | 40.516 | 241.1 | 35:39.770   |
| 14  | 1 | 2:35.839           | 44.044   | 1:10.876 | 40.919 | 241.6 | 38:15.609   |
| 15  | 1 | 2:35.785           | 43.952   | 1:10.874 | 40.959 | 232.3 | 40:51.394   |
| 16  | 1 | 2:37.116           | 43.949   | 1:11.520 | 41.647 | 240.0 | 43:28.510   |
| 17  | 1 | 2:35.367           | 44.250   | 1:10.571 | 40.546 | 240.5 | 46:03.877   |
| 18  | 1 | 2:36.119           | 43.855   | 1:11.405 | 40.859 | 235.3 | 48:39.996   |
| 19  | 1 | 2:36.936           | 43.909   | 1:11.465 | 41.562 | 241.6 | 51:16.932   |
| 20  | 1 | 2:35.983           | 44.272   | 1:10.657 | 41.054 | 242.2 | 53:52.915   |
| 21  | 1 | 2:37.272           | 45.775   | 1:10.887 | 40.610 | 238.4 | 56:30.187   |
| 22  | 1 | 2:35.200           | 43.852   | 1:10.611 | 40.737 | 242.2 | 59:05.387   |
| 23  | 1 | 2:38.520           | 43.835   | 1:12.749 | 41.936 | 229.8 | 1:01:43.907 |
| 24  | 1 | 2:46.049           | 43.948   | 1:12.536 | 49.565 | 244.9 | 1:04:29.956 |

| 246 |   | Stichting Euro Autosport |          | BMW E92 M3 |        |       |           |
|-----|---|--------------------------|----------|------------|--------|-------|-----------|
|     |   | 1. Ruud OLIJ             |          | SS1        |        |       |           |
| 1   | 1 | 2:46.144                 | 52.626   | 1:12.433   | 41.085 | 230.3 | 2:46.144  |
| 2   | 1 | 2:35.351                 | 44.614   | 1:09.970   | 40.767 | 241.6 | 5:21.495  |
| 3   | 1 | 2:34.116                 | 44.269   | 1:09.856   | 39.991 | 240.0 | 7:55.611  |
| 4   | 1 | 2:34.504                 | 44.599   | 1:09.805   | 40.100 | 242.2 | 10:30.115 |
| 5   | 1 | 2:34.914                 | 44.273   | 1:10.396   | 40.245 | 241.1 | 13:05.029 |
| 6   | 1 | 2:34.944                 | 44.259   | 1:10.403   | 40.282 | 241.1 | 15:39.973 |
| 7   | 1 | 2:36.289                 | 44.577   | 1:11.153   | 40.559 | 240.5 | 18:16.262 |
| 8   | 1 | 2:36.261                 | 44.288   | 1:11.453   | 40.520 | 241.1 | 20:52.523 |
| 9   | 1 | 2:36.950                 | 45.084   | 1:10.747   | 41.119 | 224.5 | 23:29.473 |
| 10  | 1 | 2:42.984                 | 44.809   | 1:12.035   | 46.140 | 206.1 | 26:12.457 |
| 11  | 1 | 4:04.929                 | 2:13.003 | 1:11.261   | 40.665 | 238.4 | 30:17.386 |
| 12  | 1 | 2:45.582                 | 44.659   | 1:10.760   | 50.163 | 242.2 | 33:02.968 |
| 13  | 1 | 2:47.672                 | 56.670   | 1:10.861   | 40.141 | 242.2 | 35:50.640 |
| 14  | 1 | 2:35.279                 | 43.995   | 1:10.957   | 40.327 | 242.2 | 38:25.919 |
| 15  | 1 | 2:35.651                 | 44.443   | 1:10.712   | 40.496 | 242.7 | 41:01.570 |
| 16  | 1 | 2:35.082                 | 43.839   | 1:10.666   | 40.577 | 241.6 | 43:36.652 |
| 17  | 1 | 2:36.318                 | 44.387   | 1:11.469   | 40.462 | 240.0 | 46:12.970 |
| 18  | 1 | 2:37.835                 | 44.442   | 1:12.629   | 40.764 | 234.8 | 48:50.805 |
| 19  | 1 | 2:35.366                 | 43.826   | 1:10.580   | 40.960 | 242.2 | 51:26.171 |
| 20  | 1 | 2:37.553                 | 44.235   | 1:11.906   | 41.412 | 217.7 | 54:03.724 |
| 21  | 1 | 2:36.826                 | 43.978   | 1:11.716   | 41.132 | 225.0 | 56:40.550 |
| 22  | 1 | 2:35.933                 | 44.407   | 1:10.854   | 40.672 | 240.5 | 59:16.483 |



# SUPERCAR CHALLENGE + GT&PROTO

## SPA RACING FESTIVAL

### RACE 2

### Sector Analysis

■ Personal Best ■ Session Best B Crossing the finish line in pit lane

| Lap | D | Time     | Sector 1 | Sector 2 | Sector 3 | T. Spd | Elapsed     |
|-----|---|----------|----------|----------|----------|--------|-------------|
| 23  | 1 | 2:36.218 | 44.311   | 1:11.072 | 40.835   | 241.6  | 1:01:52.701 |
| 24  | 1 | 2:38.743 | 44.601   | 1:12.985 | 41.157   | 242.2  | 1:04:31.444 |


| 259 |   | BS Racing Team       |          | BMW E46 GTR |        | SS1   |             |
|-----|---|----------------------|----------|-------------|--------|-------|-------------|
|     |   | 1.Marcel VAN DE MAAT |          |             |        |       |             |
|     |   | 2.Peter SCHREURS     |          |             |        |       |             |
| 1   | 1 | 2:50.356             | 54.715   | 1:13.205    | 42.436 | 210.5 | 2:50.356    |
| 2   | 1 | 2:39.700             | 45.792   | 1:12.177    | 41.731 | 217.3 | 5:30.056    |
| 3   | 1 | 2:39.053             | 45.724   | 1:11.889    | 41.440 | 235.8 | 8:09.109    |
| 4   | 1 | 2:38.205             | 45.036   | 1:12.128    | 41.041 | 234.8 | 10:47.314   |
| 5   | 1 | 2:36.392             | 44.935   | 1:10.601    | 40.856 | 236.8 | 13:23.706   |
| 6   | 1 | 2:37.065             | 44.906   | 1:11.005    | 41.154 | 232.8 | 16:00.771   |
| 7   | 1 | 2:36.707             | 44.735   | 1:10.801    | 41.171 | 236.8 | 18:37.478   |
| 8   | 1 | 2:37.405             | 44.950   | 1:11.415    | 41.040 | 235.3 | 21:14.883   |
| 9   | 1 | 2:42.961 B           | 44.729   | 1:11.153    | 40.709 | 236.8 | 23:57.844   |
| 10  | 1 | 3:57.350             | 2:03.505 | 1:13.171    | 40.674 | 227.4 | 27:55.194   |
| 11  | 1 | 2:36.600             | 44.731   | 1:11.099    | 40.770 | 234.3 | 30:31.794   |
| 12  | 1 | 2:36.189             | 44.806   | 1:10.714    | 40.669 | 236.3 | 33:07.983   |
| 13  | 1 | 2:36.037             | 44.642   | 1:10.903    | 40.492 | 235.3 | 35:44.020   |
| 14  | 1 | 2:37.328             | 45.282   | 1:11.433    | 40.613 | 233.8 | 38:21.348   |
| 15  | 1 | 2:36.963             | 44.542   | 1:11.673    | 40.748 | 214.3 | 40:58.311   |
| 16  | 1 | 2:36.527             | 44.444   | 1:11.700    | 40.383 | 234.8 | 43:34.838   |
| 17  | 1 | 2:37.649             | 45.799   | 1:11.389    | 40.461 | 236.8 | 46:12.487   |
| 18  | 1 | 2:39.149             | 44.988   | 1:13.319    | 40.842 | 233.8 | 48:51.636   |
| 19  | 1 | 2:35.553             | 44.416   | 1:10.655    | 40.482 | 235.8 | 51:27.189   |
| 20  | 1 | 2:38.548             | 44.509   | 1:13.278    | 40.761 | 234.3 | 54:05.737   |
| 21  | 1 | 2:37.227             | 44.419   | 1:11.794    | 41.014 | 233.3 | 56:42.964   |
| 22  | 1 | 2:37.624             | 45.716   | 1:10.943    | 40.965 | 235.8 | 59:20.588   |
| 23  | 1 | 2:35.821             | 44.468   | 1:11.066    | 40.287 | 236.8 | 1:01:56.409 |
| 24  | 1 | 2:36.791             | 44.350   | 1:12.058    | 40.383 | 236.3 | 1:04:33.200 |

| 264 |   | DK-Racing powered by FMA |          | VW Golf TCR |        | SS1   |             |
|-----|---|--------------------------|----------|-------------|--------|-------|-------------|
|     |   | 1.Jonas DE KIMPE         |          |             |        |       |             |
|     |   | 2.Priscilla SPEELMAN     |          |             |        |       |             |
| 1   | 1 | 2:50.543                 | 55.449   | 1:13.517    | 41.577 | 186.9 | 2:50.543    |
| 2   | 1 | 2:35.883                 | 44.920   | 1:10.156    | 40.807 | 234.8 | 5:26.426    |
| 3   | 1 | 2:35.768                 | 44.592   | 1:10.935    | 40.241 | 235.3 | 8:02.194    |
| 4   | 1 | 2:33.971                 | 44.291   | 1:09.734    | 39.946 | 239.5 | 10:36.165   |
| 5   | 1 | 2:37.493                 | 43.902   | 1:11.706    | 41.885 | 215.6 | 13:13.658   |
| 6   | 1 | 2:35.312                 | 44.198   | 1:10.128    | 40.986 | 242.7 | 15:48.970   |
| 7   | 1 | 2:35.579                 | 44.822   | 1:10.408    | 40.349 | 241.6 | 18:24.549   |
| 8   | 1 | 2:34.169                 | 43.835   | 1:09.767    | 40.567 | 224.1 | 20:58.718   |
| 9   | 1 | 2:34.112                 | 43.774   | 1:10.181    | 40.157 | 241.6 | 23:32.830   |
| 10  | 1 | 2:41.521 B               | 44.131   | 1:10.688    | 46.702 | 232.3 | 26:14.351   |
| 11  | 1 | 4:14.985                 | 2:19.747 | 1:14.186    | 41.052 | 219.1 | 30:29.336   |
| 12  | 1 | 2:35.800                 | 43.948   | 1:10.789    | 41.063 | 232.8 | 33:05.136   |
| 13  | 1 | 2:35.771                 | 44.097   | 1:10.489    | 41.185 | 237.9 | 35:40.907   |
| 14  | 1 | 2:38.446                 | 46.204   | 1:11.556    | 40.686 | 233.3 | 38:19.353   |
| 15  | 1 | 2:36.477                 | 44.097   | 1:11.541    | 40.839 | 234.3 | 40:55.830   |
| 16  | 1 | 2:36.141                 | 44.408   | 1:10.572    | 41.161 | 235.3 | 43:31.971   |
| 17  | 1 | 2:37.102                 | 45.480   | 1:10.997    | 40.625 | 225.0 | 46:09.073   |
| 18  | 1 | 2:38.557                 | 46.235   | 1:11.149    | 41.173 | 232.3 | 48:47.630   |
| 19  | 1 | 2:36.867                 | 44.356   | 1:11.069    | 41.442 | 236.3 | 51:24.497   |
| 20  | 1 | 2:38.176                 | 44.482   | 1:11.651    | 42.043 | 237.4 | 54:02.673   |
| 21  | 1 | 2:37.564                 | 44.070   | 1:12.245    | 41.249 | 242.2 | 56:40.237   |
| 22  | 1 | 2:38.551                 | 45.550   | 1:11.653    | 41.348 | 234.8 | 59:18.788   |
| 23  | 1 | 2:36.875                 | 44.844   | 1:10.775    | 41.256 | 237.9 | 1:01:55.663 |
| 24  | 1 | 2:37.389                 | 44.022   | 1:12.365    | 41.002 | 228.3 | 1:04:33.052 |

| 266 |   | JW Racerservice     |          | SEAT Sport Leon Cup Racer |        | SS1   |             |
|-----|---|---------------------|----------|---------------------------|--------|-------|-------------|
|     |   | 1.Max VEELS         |          |                           |        |       |             |
|     |   | 2.Jack VAN DER ENDE |          |                           |        |       |             |
| 1   | 1 | 2:58.729            | 1:03.346 | 1:13.695                  | 41.688 | 189.5 | 2:58.729    |
| 2   | 1 | 2:39.810            | 45.209   | 1:13.349                  | 41.252 | 208.9 | 5:38.539    |
| 3   | 1 | 2:38.645            | 45.015   | 1:12.115                  | 41.515 | 200.4 | 8:17.184    |
| 4   | 1 | 2:36.374            | 45.050   | 1:10.425                  | 40.899 | 221.3 | 10:53.558   |
| 5   | 1 | 2:36.948            | 45.216   | 1:10.707                  | 41.025 | 221.8 | 13:30.506   |
| 6   | 1 | 2:36.584            | 44.848   | 1:11.013                  | 40.723 | 233.3 | 16:07.090   |
| 7   | 1 | 2:38.643            | 45.117   | 1:11.958                  | 41.568 | 233.3 | 18:45.733   |
| 8   | 1 | 2:38.875            | 45.578   | 1:12.152                  | 41.145 | 225.0 | 21:24.608   |
| 9   | 1 | 2:44.873 B          | 45.307   | 1:10.909                  | 48.657 | 230.8 | 24:09.481   |
| 10  | 1 | 3:56.518            | 2:00.529 | 1:12.735                  | 43.254 | 218.2 | 28:05.999   |
| 11  | 1 | 2:41.100            | 46.887   | 1:12.405                  | 41.808 | 224.1 | 30:47.099   |
| 12  | 1 | 2:38.340            | 44.978   | 1:11.618                  | 41.744 | 236.3 | 33:25.439   |
| 13  | 1 | 2:39.049            | 45.766   | 1:11.646                  | 41.637 | 217.7 | 36:04.488   |
| 14  | 1 | 2:37.692            | 45.061   | 1:11.076                  | 41.555 | 226.4 | 38:42.180   |
| 15  | 1 | 2:38.571            | 45.683   | 1:11.361                  | 41.527 | 223.6 | 41:20.751   |
| 16  | 1 | 2:40.152            | 45.851   | 1:11.693                  | 42.608 | 224.1 | 44:00.903   |
| 17  | 1 | 2:40.679            | 45.374   | 1:13.053                  | 42.252 | 228.8 | 46:41.582   |
| 18  | 1 | 2:38.940            | 45.778   | 1:11.394                  | 41.768 | 231.3 | 49:20.522   |
| 19  | 1 | 2:39.955            | 45.101   | 1:12.886                  | 41.968 | 230.8 | 52:00.477   |
| 20  | 1 | 2:38.474            | 44.955   | 1:11.876                  | 41.643 | 217.3 | 54:38.951   |
| 21  | 1 | 2:40.009            | 45.143   | 1:12.889                  | 41.977 | 226.9 | 57:18.960   |
| 22  | 1 | 2:39.577            | 45.434   | 1:12.270                  | 41.873 | 229.8 | 59:58.537   |
| 23  | 1 | 2:40.503            | 45.442   | 1:11.891                  | 43.170 | 218.6 | 1:02:39.040 |
| 24  | 1 | 2:41.681            | 45.326   | 1:13.141                  | 43.214 | 216.0 | 1:05:20.721 |

| 293 |   | BE Motorsport        |          | LIGIER LMP3 |          | LMP3  |             |
|-----|---|----------------------|----------|-------------|----------|-------|-------------|
|     |   | 1.Javier IBRAN PARDO |          |             |          |       |             |
| 1   | 1 | 2:40.780             | 49.202   | 1:12.316    | 39.262   | 196.7 | 2:40.780    |
| 2   | 1 | 2:33.065             | 43.773   | 1:09.323    | 39.969   | 249.4 | 5:13.845    |
| 3   | 1 | 2:33.927             | 43.358   | 1:10.382    | 40.187   | 202.6 | 7:47.772    |
| 4   | 1 | 2:31.650             | 43.231   | 1:10.345    | 38.074   | 248.3 | 10:19.422   |
| 5   | 1 | 2:33.211             | 43.982   | 1:10.078    | 39.151   | 246.6 | 12:52.633   |
| 6   | 1 | 2:32.078             | 43.977   | 1:09.889    | 38.212   | 226.4 | 15:24.711   |
| 7   | 1 | 2:31.363             | 42.898   | 1:09.083    | 39.382   | 238.4 | 17:56.074   |
| 8   | 1 | 2:54.630             | 43.729   | 1:09.302    | 1:01.599 | 181.8 | 20:50.704   |
| 9   | 1 | 2:31.468             | 45.114   | 1:07.276    | 39.078   | 242.2 | 23:22.172   |
| 10  | 1 | 2:28.807             | 41.681   | 1:08.096    | 39.030   | 244.9 | 25:50.979   |
| 11  | 1 | 2:32.293             | 42.012   | 1:08.718    | 41.563   | 212.2 | 28:23.272   |
| 12  | 1 | 2:40.048 B           | 43.114   | 1:10.823    | 46.111   | 208.1 | 31:03.320   |
| 13  | 1 | 3:53.689             | 2:04.370 | 1:09.588    | 39.731   | 248.8 | 34:57.009   |
| 14  | 1 | 2:30.640             | 42.454   | 1:08.900    | 39.286   | 248.3 | 37:27.649   |
| 15  | 1 | 2:29.092             | 41.712   | 1:07.657    | 39.723   | 254.1 | 39:56.741   |
| 16  | 1 | 2:30.127             | 41.154   | 1:09.485    | 39.488   | 252.9 | 42:26.868   |
| 17  | 1 | 2:29.736             | 41.806   | 1:07.608    | 40.322   | 236.3 | 44:56.604   |
| 18  | 1 | 2:30.430             | 42.339   | 1:09.750    | 38.341   | 216.4 | 47:27.034   |
| 19  | 1 | 2:28.984             | 41.789   | 1:08.242    | 38.953   | 251.7 | 49:56.018   |
| 20  | 1 | 2:29.050             | 41.284   | 1:08.684    | 39.082   | 253.5 | 52:25.068   |
| 21  | 1 | 2:29.911             | 43.151   | 1:07.814    | 38.946   | 237.4 | 54:54.979   |
| 22  | 1 | 2:28.860             | 41.669   | 1:08.036    | 39.155   | 249.4 | 57:23.839   |
| 23  | 1 | 2:30.429             | 42.856   | 1:09.076    | 38.497   | 246.6 | 59:54.268   |
| 24  | 1 | 2:30.347             | 42.323   | 1:07.669    | 40.355   | 238.9 | 1:02:24.615 |
| 25  | 1 | 2:30.184             | 41.948   | 1:07.267    | 40.969   | 250.0 | 1:04:54.799 |





# SUPERCAR CHALLENGE + GT&PROTO

## SPA RACING FESTIVAL


### RACE 2

### Sector Analysis

■ Personal Best ■ Session Best ■ Crossing the finish line in pit lane

| Lap        | D                        | Time     | Sector 1 | Sector 2 | Sector 3 | T. Spd | Elapsed     | Lap | D | Time | Sector 1 | Sector 2 | Sector 3 | T. Spd | Elapsed |           |
|------------|--------------------------|----------|----------|----------|----------|--------|-------------|-----|---|------|----------|----------|----------|--------|---------|-----------|
| <b>318</b> | DRDO                     |          |          |          |          |        | BMW M3      |     | 5 | 1    | 2:50.586 | 49.028   | 1:17.256 | 44.302 | 206.5   | 14:46.294 |
|            | 1. Cor EUER              |          |          |          |          |        | SS2         |     | 6 | 1    | 2:50.865 | 48.443   | 1:18.302 | 44.120 | 225.9   | 17:37.159 |
|            |                          |          |          |          |          |        |             |     | 7 | 1    | 2:55.857 | 49.213   | 1:18.912 | 47.732 | 203.0   | 20:33.016 |
| 1          | 1                        | 2:58.351 | 58.578   | 1:15.604 | 44.169   | 217.3  | 2:58.351    |     |   |      |          |          |          |        |         |           |
| 2          | 1                        | 2:46.117 | 47.942   | 1:14.789 | 43.386   | 222.2  | 5:44.468    |     |   |      |          |          |          |        |         |           |
| 3          | 1                        | 2:44.869 | 47.481   | 1:14.422 | 42.966   | 223.6  | 8:29.337    |     |   |      |          |          |          |        |         |           |
| 4          | 1                        | 2:45.303 | 47.291   | 1:14.325 | 43.687   | 227.4  | 11:14.640   |     |   |      |          |          |          |        |         |           |
| 5          | 1                        | 2:45.762 | 47.529   | 1:14.913 | 43.320   | 222.2  | 14:00.402   |     |   |      |          |          |          |        |         |           |
| 6          | 1                        | 2:45.533 | 47.533   | 1:14.802 | 43.198   | 224.1  | 16:45.935   |     |   |      |          |          |          |        |         |           |
| 7          | 1                        | 2:46.175 | 47.429   | 1:15.138 | 43.608   | 224.1  | 19:32.110   |     |   |      |          |          |          |        |         |           |
| 8          | 1                        | 2:54.117 | 47.889   | 1:14.994 | 51.234   | 223.1  | 22:26.227   |     |   |      |          |          |          |        |         |           |
| 9          | 1                        | 4:29.188 | 2:28.998 | 1:16.160 | 44.030   | 203.8  | 26:55.415   |     |   |      |          |          |          |        |         |           |
| 10         | 1                        | 2:47.433 | 47.735   | 1:15.749 | 43.949   | 225.9  | 29:42.848   |     |   |      |          |          |          |        |         |           |
| 11         | 1                        | 2:47.687 | 48.143   | 1:15.478 | 44.066   | 228.3  | 32:30.535   |     |   |      |          |          |          |        |         |           |
| 12         | 1                        | 2:47.929 | 47.856   | 1:16.284 | 43.789   | 225.5  | 35:18.464   |     |   |      |          |          |          |        |         |           |
| 13         | 1                        | 2:47.656 | 48.235   | 1:15.637 | 43.784   | 227.4  | 38:06.120   |     |   |      |          |          |          |        |         |           |
| 14         | 1                        | 2:47.899 | 47.945   | 1:16.022 | 43.932   | 226.4  | 40:54.019   |     |   |      |          |          |          |        |         |           |
| 15         | 1                        | 2:48.249 | 48.026   | 1:16.533 | 43.690   | 228.3  | 43:42.268   |     |   |      |          |          |          |        |         |           |
| 16         | 1                        | 2:48.442 | 48.271   | 1:15.995 | 44.176   | 222.7  | 46:30.710   |     |   |      |          |          |          |        |         |           |
| 17         | 1                        | 2:47.696 | 47.733   | 1:16.235 | 43.728   | 221.8  | 49:18.406   |     |   |      |          |          |          |        |         |           |
| 18         | 1                        | 2:48.906 | 47.869   | 1:16.930 | 44.107   | 221.3  | 52:07.312   |     |   |      |          |          |          |        |         |           |
| 19         | 1                        | 2:46.815 | 47.453   | 1:15.486 | 43.876   | 225.9  | 54:54.127   |     |   |      |          |          |          |        |         |           |
| 20         | 1                        | 2:48.327 | 48.002   | 1:16.119 | 44.206   | 222.7  | 57:42.454   |     |   |      |          |          |          |        |         |           |
| 21         | 1                        | 2:48.022 | 47.639   | 1:16.419 | 43.964   | 227.8  | 1:00:30.476 |     |   |      |          |          |          |        |         |           |
| 22         | 1                        | 2:47.713 | 47.617   | 1:16.100 | 43.996   | 225.9  | 1:03:18.189 |     |   |      |          |          |          |        |         |           |
| <b>321</b> | DRDO                     |          |          |          |          |        | BMW M3      |     |   |      |          |          |          |        |         |           |
|            | 1. R. DULLAART           |          |          |          |          |        | SS2         |     |   |      |          |          |          |        |         |           |
|            | 2. Sander DULLAART       |          |          |          |          |        |             |     |   |      |          |          |          |        |         |           |
| 1          | 1                        | 3:05.915 | 1:03.755 | 1:17.135 | 45.025   | 173.9  | 3:05.915    |     |   |      |          |          |          |        |         |           |
| 2          | 1                        | 2:48.890 | 49.147   | 1:15.329 | 44.414   | 220.9  | 5:54.805    |     |   |      |          |          |          |        |         |           |
| 3          | 1                        | 2:47.015 | 48.331   | 1:15.155 | 43.529   | 224.1  | 8:41.820    |     |   |      |          |          |          |        |         |           |
| 4          | 1                        | 2:47.818 | 48.705   | 1:15.365 | 43.748   | 225.5  | 11:29.638   |     |   |      |          |          |          |        |         |           |
| 5          | 1                        | 2:48.914 | 49.137   | 1:15.614 | 44.163   | 215.6  | 14:18.552   |     |   |      |          |          |          |        |         |           |
| 6          | 1                        | 2:48.385 | 48.528   | 1:15.693 | 44.164   | 219.1  | 17:06.937   |     |   |      |          |          |          |        |         |           |
| 7          | 1                        | 2:48.600 | 48.733   | 1:16.019 | 43.848   | 217.3  | 19:55.537   |     |   |      |          |          |          |        |         |           |
| 8          | 1                        | 2:56.003 | 48.363   | 1:15.824 | 51.816   | 218.2  | 22:51.540   |     |   |      |          |          |          |        |         |           |
| 9          | 1                        | 4:25.773 | 2:23.347 | 1:18.282 | 44.144   | 203.8  | 27:17.313   |     |   |      |          |          |          |        |         |           |
| 10         | 1                        | 2:47.845 | 48.531   | 1:14.935 | 44.379   | 215.6  | 30:05.158   |     |   |      |          |          |          |        |         |           |
| 11         | 1                        | 2:49.143 | 48.889   | 1:15.436 | 44.818   | 217.7  | 32:54.301   |     |   |      |          |          |          |        |         |           |
| 12         | 1                        | 2:48.687 | 47.955   | 1:15.527 | 45.205   | 221.3  | 35:42.988   |     |   |      |          |          |          |        |         |           |
| 13         | 1                        | 2:48.140 | 48.342   | 1:15.710 | 44.088   | 224.1  | 38:31.128   |     |   |      |          |          |          |        |         |           |
| 14         | 1                        | 2:48.314 | 48.861   | 1:15.230 | 44.223   | 222.7  | 41:19.442   |     |   |      |          |          |          |        |         |           |
| 15         | 1                        | 2:48.263 | 48.227   | 1:15.995 | 44.041   | 223.1  | 44:07.705   |     |   |      |          |          |          |        |         |           |
| 16         | 1                        | 2:48.529 | 48.669   | 1:14.883 | 44.977   | 220.9  | 46:56.234   |     |   |      |          |          |          |        |         |           |
| 17         | 1                        | 2:49.317 | 48.710   | 1:16.458 | 44.149   | 214.3  | 49:45.551   |     |   |      |          |          |          |        |         |           |
| 18         | 1                        | 2:51.104 | 48.891   | 1:17.718 | 44.495   | 224.1  | 52:36.655   |     |   |      |          |          |          |        |         |           |
| 19         | 1                        | 2:50.608 | 47.762   | 1:16.682 | 46.164   | 222.7  | 55:27.263   |     |   |      |          |          |          |        |         |           |
| 20         | 1                        | 2:49.353 | 48.702   | 1:15.423 | 45.228   | 219.1  | 58:16.616   |     |   |      |          |          |          |        |         |           |
| 21         | 1                        | 2:48.283 | 48.289   | 1:15.468 | 44.526   | 219.5  | 1:01:04.899 |     |   |      |          |          |          |        |         |           |
| 22         | 1                        | 2:48.367 | 48.589   | 1:15.631 | 44.147   | 216.4  | 1:03:53.266 |     |   |      |          |          |          |        |         |           |
| <b>322</b> | DRDO                     |          |          |          |          |        | BMW M3      |     |   |      |          |          |          |        |         |           |
|            | 1. S. DULLAART           |          |          |          |          |        | SS2         |     |   |      |          |          |          |        |         |           |
|            | 2. D. DULLAART           |          |          |          |          |        |             |     |   |      |          |          |          |        |         |           |
| 1          | 1                        | 3:13.495 | 1:06.065 | 1:21.864 | 45.566   | 164.6  | 3:13.495    |     |   |      |          |          |          |        |         |           |
| 2          | 1                        | 3:00.630 | 51.064   | 1:19.156 | 50.410   | 184.9  | 6:14.125    |     |   |      |          |          |          |        |         |           |
| 3          | 1                        | 2:50.716 | 48.679   | 1:17.599 | 44.438   | 214.3  | 9:04.841    |     |   |      |          |          |          |        |         |           |
| 4          | 1                        | 2:50.867 | 49.297   | 1:17.590 | 43.980   | 215.6  | 11:55.708   |     |   |      |          |          |          |        |         |           |
| <b>323</b> | DRDO                     |          |          |          |          |        | BMW         |     | 5 | 1    | 2:50.586 | 49.028   | 1:17.256 | 44.302 | 206.5   | 14:46.294 |
|            | 1. Emile DRUMMEN         |          |          |          |          |        | SS2         |     | 6 | 1    | 2:50.865 | 48.443   | 1:18.302 | 44.120 | 225.9   | 17:37.159 |
|            | 2. Ronald FRIEDERICH     |          |          |          |          |        |             |     | 7 | 1    | 2:55.857 | 49.213   | 1:18.912 | 47.732 | 203.0   | 20:33.016 |
| 1          | 1                        | 3:24.322 | 1:06.001 | 1:27.944 | 50.377   | 152.8  | 3:24.322    |     |   |      |          |          |          |        |         |           |
| 2          | 1                        | 3:01.595 | 52.132   | 1:22.255 | 47.208   | 177.9  | 6:25.917    |     |   |      |          |          |          |        |         |           |
| 3          | 1                        | 2:59.417 | 50.190   | 1:21.369 | 47.858   | 187.8  | 9:25.334    |     |   |      |          |          |          |        |         |           |
| 4          | 1                        | 2:57.677 | 49.577   | 1:20.838 | 47.262   | 185.9  | 12:23.011   |     |   |      |          |          |          |        |         |           |
| 5          | 1                        | 3:00.677 | 50.019   | 1:21.434 | 49.224   | 214.7  | 15:23.688   |     |   |      |          |          |          |        |         |           |
| 6          | 1                        | 3:00.359 | 51.141   | 1:21.795 | 47.423   | 172.5  | 18:24.047   |     |   |      |          |          |          |        |         |           |
| 7          | 1                        | 2:59.931 | 50.387   | 1:22.176 | 47.368   | 185.2  | 21:23.978   |     |   |      |          |          |          |        |         |           |
| 8          | 1                        | 3:00.454 | 49.740   | 1:21.138 | 49.576   | 192.2  | 24:24.432   |     |   |      |          |          |          |        |         |           |
| 9          | 1                        | 3:10.543 | 49.967   | 1:23.030 | 57.546   | 184.0  | 27:34.975   |     |   |      |          |          |          |        |         |           |
| 10         | 1                        | 1:45.354 |          |          |          |        | 29:20.329   |     |   |      |          |          |          |        |         |           |
| 11         | 1                        | 3:07.576 | 1:04.497 | 1:18.022 | 45.057   | 210.1  | 32:27.905   |     |   |      |          |          |          |        |         |           |
| 12         | 1                        | 2:52.287 | 49.615   | 1:17.932 | 44.740   | 204.9  | 35:20.192   |     |   |      |          |          |          |        |         |           |
| 13         | 1                        | 2:49.742 | 48.589   | 1:16.514 | 44.639   | 223.1  | 38:09.934   |     |   |      |          |          |          |        |         |           |
| 14         | 1                        | 2:53.059 | 49.661   | 1:17.276 | 46.122   | 210.9  | 41:02.993   |     |   |      |          |          |          |        |         |           |
| 15         | 1                        | 2:48.275 | 48.049   | 1:16.545 | 43.681   | 218.2  | 43:51.268   |     |   |      |          |          |          |        |         |           |
| 16         | 1                        | 2:48.194 | 48.405   | 1:16.015 | 43.774   | 225.0  | 46:39.462   |     |   |      |          |          |          |        |         |           |
| 17         | 1                        | 2:50.173 | 48.580   | 1:17.277 | 44.316   | 219.1  | 49:29.635   |     |   |      |          |          |          |        |         |           |
| 18         | 1                        | 2:51.420 | 48.471   | 1:17.298 | 45.651   | 196.0  | 52:21.055   |     |   |      |          |          |          |        |         |           |
| 19         | 1                        | 2:50.973 | 48.470   | 1:17.884 | 44.619   | 201.1  | 55:12.028   |     |   |      |          |          |          |        |         |           |
| 20         | 1                        | 2:49.603 | 48.542   | 1:16.494 | 44.567   | 225.5  | 58:01.631   |     |   |      |          |          |          |        |         |           |
| 21         | 1                        | 2:50.441 | 48.090   | 1:16.517 | 45.834   | 210.1  | 1:00:52.072 |     |   |      |          |          |          |        |         |           |
| 22         | 1                        | 2:49.405 | 47.939   | 1:16.639 | 44.827   | 224.1  | 1:03:41.477 |     |   |      |          |          |          |        |         |           |
| <b>324</b> | DRDO                     |          |          |          |          |        | BMW Compact |     |   |      |          |          |          |        |         |           |
|            | 1. Jean-Pierre VERHOEVEN |          |          |          |          |        | SS2         |     |   |      |          |          |          |        |         |           |
|            | 2. Jaxon VERHOEVEN       |          |          |          |          |        |             |     |   |      |          |          |          |        |         |           |
| 1          | 1                        | 3:28.796 | 1:19.699 | 1:20.246 | 48.851   | 188.2  | 3:28.796    |     |   |      |          |          |          |        |         |           |
| 2          | 1                        | 2:57.793 | 50.144   | 1:20.404 | 47.245   | 197.1  | 6:26.589    |     |   |      |          |          |          |        |         |           |
| 3          | 1                        | 2:57.412 | 51.557   | 1:19.544 | 46.311   | 195.3  | 9:24.001    |     |   |      |          |          |          |        |         |           |





# SUPERCAR CHALLENGE + GT&PROTO

## SPA RACING FESTIVAL

### RACE 2

### Sector Analysis

■ Personal Best ■ Session Best B Crossing the finish line in pit lane

| Lap | D | Time            | Sector 1      | Sector 2        | Sector 3      | T. Spd | Elapsed     | Lap | D | Time     | Sector 1 | Sector 2 | Sector 3 | T. Spd | Elapsed     |
|-----|---|-----------------|---------------|-----------------|---------------|--------|-------------|-----|---|----------|----------|----------|----------|--------|-------------|
| 2   | 1 | 3:02.403        | 52.538        | 1:21.973        | 47.892        | 190.8  | 6:27.010    | 14  | 1 | 2:53.660 | 49.081   | 1:17.981 | 46.598   | 180.6  | 42:34.011   |
| 3   | 1 | 2:58.682        | 51.142        | 1:20.014        | 47.526        | 206.1  | 9:25.692    | 15  | 1 | 2:55.177 | 49.712   | 1:17.892 | 47.573   | 184.0  | 45:29.188   |
| 4   | 1 | 2:56.967        | 50.546        | 1:19.896        | 46.525        | 197.8  | 12:22.659   | 16  | 1 | 2:53.285 | 49.452   | 1:17.810 | 46.023   | 181.5  | 48:22.473   |
| 5   | 1 | 2:59.510        | 50.711        | 1:21.427        | 47.372        | 210.1  | 15:22.169   | 17  | 1 | 2:55.698 | 50.492   | 1:18.565 | 46.641   | 161.2  | 51:18.171   |
| 6   | 1 | <b>2:55.819</b> | 51.107        | <b>1:18.229</b> | 46.483        | 203.4  | 18:17.988   | 18  | 1 | 3:02.560 | 52.099   | 1:22.796 | 47.665   | 179.4  | 54:20.731   |
| 7   | 1 | 2:59.141        | <b>50.489</b> | 1:21.266        | 47.386        | 207.3  | 21:17.129   | 19  | 1 | 2:56.687 | 50.777   | 1:18.771 | 47.139   | 194.6  | 57:17.418   |
| 8   | 1 | 3:06.092        | B 51.143      | 1:19.032        | 55.917        | 205.3  | 24:23.221   | 20  | 1 | 2:57.160 | 50.390   | 1:18.513 | 48.257   | 171.4  | 1:00:14.578 |
| 9   | 1 | 4:16.642        | 2:09.932      | 1:19.931        | 46.779        | 203.8  | 28:39.863   | 21  | 1 | 2:57.585 | 49.993   | 1:19.610 | 47.982   | 172.5  | 1:03:12.163 |
| 10  | 1 | 2:57.952        | 52.169        | 1:19.110        | 46.673        | 204.2  | 31:37.815   |     |   |          |          |          |          |        |             |
| 11  | 1 | 2:59.374        | 51.358        | 1:20.815        | 47.201        | 203.8  | 34:37.189   |     |   |          |          |          |          |        |             |
| 12  | 1 | 2:58.690        | 51.195        | 1:20.400        | 47.095        | 204.2  | 37:35.879   |     |   |          |          |          |          |        |             |
| 13  | 1 | 2:56.609        | 51.579        | 1:18.784        | <b>46.246</b> | 208.1  | 40:32.488   |     |   |          |          |          |          |        |             |
| 14  | 1 | 2:58.600        | 50.960        | 1:20.702        | 46.938        | 204.5  | 43:31.088   |     |   |          |          |          |          |        |             |
| 15  | 1 | 2:56.316        | 51.044        | 1:18.236        | 47.036        | 208.1  | 46:27.404   |     |   |          |          |          |          |        |             |
| 16  | 1 | 2:57.409        | 50.639        | 1:20.003        | 46.767        | 210.9  | 49:24.813   |     |   |          |          |          |          |        |             |
| 17  | 1 | 2:58.620        | 50.669        | 1:19.544        | 48.407        | 209.7  | 52:23.433   |     |   |          |          |          |          |        |             |
| 18  | 1 | 2:58.485        | 52.293        | 1:18.799        | 47.393        | 203.0  | 55:21.918   |     |   |          |          |          |          |        |             |
| 19  | 1 | 2:58.086        | 51.240        | 1:18.910        | 47.936        | 207.7  | 58:20.004   |     |   |          |          |          |          |        |             |
| 20  | 1 | 2:56.174        | 50.796        | 1:18.999        | 46.379        | 207.7  | 1:01:16.178 |     |   |          |          |          |          |        |             |
| 21  | 1 | 2:58.367        | 51.532        | 1:19.139        | 47.696        | 204.9  | 1:04:14.545 |     |   |          |          |          |          |        |             |

**326** DRDO BMW 130i SS2  
1. André SEINEN

|    |   |                 |               |                 |               |       |             |
|----|---|-----------------|---------------|-----------------|---------------|-------|-------------|
| 1  | 1 | 3:50.864        | B 1:08.754    | 1:29.330        | 1:12.780      | 169.8 | 3:50.864    |
| 2  | 1 | 9:26.490        | 7:09.731      | 1:26.849        | 49.910        | 184.3 | 13:17.354   |
| 3  | 1 | 3:03.048        | 51.343        | 1:22.682        | 49.023        | 189.8 | 16:20.402   |
| 4  | 1 | 3:01.245        | 52.150        | 1:21.526        | 47.569        | 192.2 | 19:21.647   |
| 5  | 1 | 3:15.370        | B 51.916      | 1:20.341        | 1:03.113      | 201.1 | 22:37.017   |
| 6  | 1 | 4:47.148        | 2:37.037      | 1:21.518        | 48.593        | 191.2 | 27:24.165   |
| 7  | 1 | 2:58.725        | 51.937        | 1:19.763        | 47.025        | 201.1 | 30:22.890   |
| 8  | 1 | 2:58.923        | 51.751        | 1:20.268        | 46.904        | 204.5 | 33:21.813   |
| 9  | 1 | 2:59.777        | 51.343        | 1:21.852        | 46.582        | 201.5 | 36:21.590   |
| 10 | 1 | 2:58.199        | 51.329        | 1:20.153        | 46.717        | 204.5 | 39:19.789   |
| 11 | 1 | 2:58.478        | 51.403        | 1:19.806        | 47.269        | 205.7 | 42:18.267   |
| 12 | 1 | 2:58.590        | 51.148        | 1:20.643        | 46.799        | 203.8 | 45:16.857   |
| 13 | 1 | 3:07.478        | 56.858        | 1:21.347        | 49.273        | 198.5 | 48:24.335   |
| 14 | 1 | <b>2:56.486</b> | 51.376        | 1:19.250        | <b>45.860</b> | 197.8 | 51:20.821   |
| 15 | 1 | 3:00.491        | 51.945        | 1:21.168        | 47.378        | 176.8 | 54:21.312   |
| 16 | 1 | 2:56.919        | 51.095        | 1:18.860        | 46.964        | 197.8 | 57:18.231   |
| 17 | 1 | 2:56.974        | <b>50.780</b> | <b>1:18.399</b> | 47.795        | 199.6 | 1:00:15.205 |
| 18 | 1 | 2:58.329        | 51.617        | 1:20.817        | 45.895        | 184.3 | 1:03:13.534 |

**327** DRDO BMW M3 E46 SS2  
1. Peter VAN DER HAM


|    |   |                 |               |                 |               |       |           |
|----|---|-----------------|---------------|-----------------|---------------|-------|-----------|
| 1  | 1 | 3:23.039        | 1:10.765      | 1:24.473        | 47.801        | 169.0 | 3:23.039  |
| 2  | 1 | 2:54.345        | 50.305        | 1:18.486        | 45.554        | 173.9 | 6:17.384  |
| 3  | 1 | 2:51.896        | 49.226        | 1:17.934        | <b>44.736</b> | 177.0 | 9:09.280  |
| 4  | 1 | 2:53.042        | <b>49.077</b> | 1:18.110        | 45.855        | 173.6 | 12:02.322 |
| 5  | 1 | 2:52.799        | 49.499        | 1:17.306        | 45.994        | 184.3 | 14:55.121 |
| 6  | 1 | 2:51.847        | 49.514        | <b>1:16.639</b> | 45.694        | 201.9 | 17:46.968 |
| 7  | 1 | 3:00.852        | 52.885        | 1:18.277        | 49.690        | 149.0 | 20:47.820 |
| 8  | 1 | 2:55.480        | 50.293        | 1:18.999        | 46.188        | 186.2 | 23:43.300 |
| 9  | 1 | 2:54.426        | 49.627        | 1:18.443        | 46.356        | 169.5 | 26:37.726 |
| 10 | 1 | 3:02.710        | B 50.503      | 1:18.600        | 53.607        | 161.7 | 29:40.436 |
| 11 | 1 | 4:14.782        | 2:09.040      | 1:17.742        | 48.000        | 179.1 | 33:55.218 |
| 12 | 1 | 2:53.298        | 50.314        | 1:17.334        | 45.650        | 192.5 | 36:48.516 |
| 13 | 1 | <b>2:51.835</b> | 49.741        | 1:16.938        | 45.156        | 187.8 | 39:40.351 |

**346** Koopman Racing BMW E36 SS2  
1. Rene SNEL

|    |   |                 |               |                 |               |       |           |
|----|---|-----------------|---------------|-----------------|---------------|-------|-----------|
| 1  | 1 | 2:57.556        | 59.082        | 1:15.723        | 42.751        | 193.5 | 2:57.556  |
| 2  | 1 | 2:42.093        | 45.714        | 1:14.418        | 41.961        | 216.4 | 5:39.649  |
| 3  | 1 | 2:41.957        | 45.959        | 1:14.175        | 41.823        | 210.9 | 8:21.606  |
| 4  | 1 | 2:41.930        | 45.910        | 1:14.234        | 41.786        | 211.4 | 11:03.536 |
| 5  | 1 | 2:40.916        | 45.270        | 1:13.785        | 41.861        | 223.6 | 13:44.452 |
| 6  | 1 | <b>2:40.239</b> | 45.230        | <b>1:13.618</b> | <b>41.391</b> | 218.2 | 16:24.691 |
| 7  | 1 | 2:41.829        | 45.662        | 1:14.417        | 41.750        | 218.6 | 19:06.520 |
| 8  | 1 | 2:40.870        | 45.123        | 1:13.716        | 42.031        | 217.3 | 21:47.390 |
| 9  | 1 | 2:40.960        | <b>45.055</b> | 1:14.063        | 41.842        | 221.8 | 24:28.350 |
| 10 | 1 | 2:59.423        | B 47.089      | 1:18.165        | 54.169        | 183.7 | 27:27.773 |
| 11 | 1 | 4:44.749        | 2:48.871      | 1:14.144        | 41.734        | 220.0 | 32:12.522 |
| 12 | 1 | 2:42.487        | 45.954        | 1:14.353        | 42.180        | 224.1 | 34:55.009 |
| 13 | 1 | 2:43.876        | 46.600        | 1:15.362        | 41.914        | 218.6 | 37:38.885 |
| 14 | 1 | 2:43.361        | 46.914        | 1:14.284        | 42.163        | 233.3 | 40:22.246 |
| 15 | 1 | 2:42.836        | 45.272        | 1:15.104        | 42.460        | 225.5 | 43:05.082 |
| 16 | 1 | 2:51.572        | B 47.594      | 1:15.028        | 48.950        | 233.3 | 45:56.654 |
| 17 | 1 | 2:58.480        | 59.515        | 1:16.110        | 42.855        | 192.5 | 48:55.134 |
| 18 | 1 | 2:44.225        | 45.377        | 1:15.814        | 43.034        | 230.3 | 51:39.359 |
| 19 | 1 | 2:43.620        | 46.585        | 1:14.735        | 42.300        | 224.5 | 54:22.979 |

**355** Brightfiber de Vreede/ de Leeuw BMW E46 M3 SS2  
1. Patrick DE VREEDE  
2. Rogier DE LEEUW

|    |   |                 |               |                 |               |       |             |
|----|---|-----------------|---------------|-----------------|---------------|-------|-------------|
| 1  | 1 | 3:00.828        | 59.065        | 1:17.760        | 44.003        | 172.0 | 3:00.828    |
| 2  | 1 | 2:48.216        | 48.202        | 1:16.307        | 43.707        | 192.2 | 5:49.044    |
| 3  | 1 | 2:46.767        | 47.441        | 1:15.319        | 44.007        | 212.6 | 8:35.811    |
| 4  | 1 | 2:45.906        | 48.075        | 1:14.892        | 42.939        | 215.1 | 11:21.717   |
| 5  | 1 | 2:45.554        | 47.231        | 1:14.314        | 44.009        | 213.9 | 14:07.271   |
| 6  | 1 | 2:48.601        | 47.117        | 1:17.108        | 44.376        | 219.1 | 16:55.872   |
| 7  | 1 | 2:49.557        | 48.720        | 1:16.872        | 43.965        | 187.2 | 19:45.429   |
| 8  | 1 | 2:51.118        | 48.084        | 1:16.483        | 46.551        | 208.5 | 22:36.547   |
| 9  | 1 | 3:03.834        | B 48.737      | 1:18.705        | 56.392        | 184.9 | 25:40.381   |
| 10 | 1 | 4:05.816        | 2:09.090      | 1:14.180        | 42.546        | 202.2 | 29:46.197   |
| 11 | 1 | 2:42.710        | 46.696        | 1:13.552        | 42.462        | 213.0 | 32:28.907   |
| 12 | 1 | 2:44.610        | 47.119        | 1:15.337        | 42.154        | 216.4 | 35:13.517   |
| 13 | 1 | 2:42.032        | 46.366        | 1:13.402        | 42.264        | 208.5 | 37:55.549   |
| 14 | 1 | <b>2:40.919</b> | 46.315        | 1:12.628        | <b>41.976</b> | 216.9 | 40:36.468   |
| 15 | 1 | 2:41.649        | 46.340        | 1:12.967        | 42.342        | 215.1 | 43:18.117   |
| 16 | 1 | 2:42.821        | 46.595        | 1:13.085        | 43.141        | 208.5 | 46:00.938   |
| 17 | 1 | 2:42.488        | 46.045        | 1:14.108        | 42.335        | 208.1 | 48:43.426   |
| 18 | 1 | 2:42.393        | 46.368        | <b>1:12.607</b> | 43.418        | 209.3 | 51:25.819   |
| 19 | 1 | 2:43.575        | 46.135        | 1:14.964        | 42.476        | 198.5 | 54:09.394   |
| 20 | 1 | 2:43.101        | <b>45.920</b> | 1:14.034        | 43.147        | 210.1 | 56:52.495   |
| 21 | 1 | 2:43.548        | 46.844        | 1:13.309        | 43.395        | 214.3 | 59:36.043   |
| 22 | 1 | 2:46.906        | 46.840        | 1:15.333        | 44.733        | 208.1 | 1:02:22.949 |



# SUPERCAR CHALLENGE + GT&PROTO


## SPA RACING FESTIVAL

### RACE 2

### Sector Analysis

■ Personal Best ■ Session Best B Crossing the finish line in pit lane

| Lap        | D   | Time            | Sector 1      | Sector 2        | Sector 3      | T. Spd | Elapsed     | Lap                          | D | Time | Sector 1        | Sector 2      | Sector 3        | T. Spd | Elapsed |           |
|------------|---|-----------------|---------------|-----------------|---------------|--------|-------------|------------------------------|---|------|-----------------|---------------|-----------------|--------|---------|-----------|
| <b>381</b> | Why Not Pitstop Racing Events<br>1.Nicolas DELENCRE         |                 |               |                 |               |        |             | PEUGEOT 308 CUP<br>SS2       | 4 | 1    | <b>2:48.504</b> | <b>48.564</b> | <b>1:15.321</b> | 44.619 | 213.0   | 11:34.587 |
| 5          | 1   | 2:50.046        | 48.783        | 1:16.326        | 44.937        | 212.6  | 14:24.633   |                              |   |      |                 |               |                 |        |         |           |
| 6          | 1   | 2:48.912        | 49.021        | 1:15.357        | <b>44.534</b> | 211.8  | 17:13.545   |                              |   |      |                 |               |                 |        |         |           |
| 7          | 1   | 2:58.649        | B             | 49.228          | 1:15.792      | 53.629 | 20:12.194   |                              |   |      |                 |               |                 |        |         |           |
| 8          | 1   | 4:42.804        | 2:41.578      | 1:16.406        | 44.820        | 211.4  | 24:54.998   |                              |   |      |                 |               |                 |        |         |           |
| 9          | 1   | 2:52.414        | 49.148        | 1:17.559        | 45.707        | 206.5  | 27:47.412   |                              |   |      |                 |               |                 |        |         |           |
| 10         | 1   | 2:51.597        | 49.048        | 1:16.535        | 46.014        | 213.9  | 30:39.009   |                              |   |      |                 |               |                 |        |         |           |
| 11         | 1   | 3:12.955        | B             | 49.646          | 1:30.702      | 52.607 | 33:51.964   |                              |   |      |                 |               |                 |        |         |           |
| 12         | 1   | 3:52.555        | 1:48.734      | 1:17.786        | 46.035        | 212.2  | 37:44.519   |                              |   |      |                 |               |                 |        |         |           |
| 13         | 1   | 2:51.720        | 49.301        | 1:17.440        | 44.979        | 210.9  | 40:36.239   |                              |   |      |                 |               |                 |        |         |           |
| 14         | 1   | 2:52.245        | 49.245        | 1:17.756        | 45.244        | 212.6  | 43:28.484   |                              |   |      |                 |               |                 |        |         |           |
| 15         | 1   | 2:51.556        | 49.398        | 1:16.979        | 45.179        | 200.4  | 46:20.040   |                              |   |      |                 |               |                 |        |         |           |
| 16         | 1   | 2:54.657        | 49.213        | 1:17.216        | 48.228        | 211.4  | 49:14.697   |                              |   |      |                 |               |                 |        |         |           |
| 17         | 1   | 2:52.809        | 49.274        | 1:17.699        | 45.836        | 210.9  | 52:07.506   |                              |   |      |                 |               |                 |        |         |           |
| 18         | 1   | 2:51.362        | 48.984        | 1:17.165        | 45.213        | 214.3  | 54:58.868   |                              |   |      |                 |               |                 |        |         |           |
| 19         | 1   | 2:55.928        | 49.506        | 1:18.218        | 48.204        | 214.3  | 57:54.796   |                              |   |      |                 |               |                 |        |         |           |
| 20         | 1   | 2:51.248        | 49.166        | 1:16.598        | 45.484        | 196.0  | 1:00:46.044 |                              |   |      |                 |               |                 |        |         |           |
| 21         | 1   | 2:51.057        | 49.085        | 1:16.631        | 45.341        | 213.0  | 1:03:37.101 |                              |   |      |                 |               |                 |        |         |           |
| <b>403</b> | Kustlicht<br>1.John VAN DER VOORT<br>2.Sandra VAN DER SLOOT |                 |               |                 |               |        |             | ALFA 147<br>SD               | 1 | 1    | 3:33.218        | 1:08.912      | 1:30.512        | 53.794 | 175.6   | 3:33.218  |
| 2          | 1   | 3:04.347        | 54.041        | 1:22.876        | 47.430        | 197.4  | 6:37.565    |                              |   |      |                 |               |                 |        |         |           |
| 3          | 1   | 3:01.290        | 52.887        | 1:20.657        | 47.746        | 194.2  | 9:38.855    |                              |   |      |                 |               |                 |        |         |           |
| 4          | 1   | 2:58.781        | 51.990        | 1:18.993        | 47.798        | 195.3  | 12:37.636   |                              |   |      |                 |               |                 |        |         |           |
| 5          | 1   | 3:00.630        | 52.068        | 1:20.557        | 48.005        | 196.7  | 15:38.266   |                              |   |      |                 |               |                 |        |         |           |
| 6          | 1   | 3:05.820        | 52.287        | 1:21.823        | 51.710        | 194.2  | 18:44.086   |                              |   |      |                 |               |                 |        |         |           |
| 7          | 1   | 3:14.221        | B             | 52.639          | 1:22.254      | 59.328 | 21:58.307   |                              |   |      |                 |               |                 |        |         |           |
| 8          | 1   | 4:22.827        | 2:15.449      | 1:20.308        | 47.070        | 164.9  | 26:21.134   |                              |   |      |                 |               |                 |        |         |           |
| 9          | 1   | 2:55.739        | 51.018        | 1:18.363        | 46.358        | 194.6  | 29:16.873   |                              |   |      |                 |               |                 |        |         |           |
| 10         | 1   | 2:53.390        | 50.289        | 1:17.203        | 45.898        | 197.1  | 32:10.263   |                              |   |      |                 |               |                 |        |         |           |
| 11         | 1   | 2:52.145        | 50.403        | 1:16.265        | 45.477        | 199.6  | 35:02.408   |                              |   |      |                 |               |                 |        |         |           |
| 12         | 1   | 2:50.245        | 49.954        | 1:15.073        | 45.218        | 203.0  | 37:52.653   |                              |   |      |                 |               |                 |        |         |           |
| 13         | 1   | 2:49.889        | 49.869        | 1:14.932        | 45.088        | 202.6  | 40:42.542   |                              |   |      |                 |               |                 |        |         |           |
| 14         | 1   | 2:51.301        | 49.528        | 1:16.067        | 45.706        | 203.4  | 43:33.843   |                              |   |      |                 |               |                 |        |         |           |
| 15         | 1   | 2:53.482        | 50.689        | 1:15.910        | 46.883        | 204.5  | 46:27.325   |                              |   |      |                 |               |                 |        |         |           |
| 16         | 1   | 2:49.619        | 50.176        | <b>1:14.583</b> | <b>44.860</b> | 202.2  | 49:16.944   |                              |   |      |                 |               |                 |        |         |           |
| 17         | 1   | 2:52.049        | 49.626        | 1:16.835        | 45.588        | 198.9  | 52:08.993   |                              |   |      |                 |               |                 |        |         |           |
| 18         | 1   | 2:50.618        | <b>49.344</b> | 1:16.096        | 45.178        | 204.5  | 54:59.611   |                              |   |      |                 |               |                 |        |         |           |
| 19         | 1   | 2:54.424        | 49.828        | 1:16.060        | 48.536        | 203.4  | 57:54.035   |                              |   |      |                 |               |                 |        |         |           |
| 20         | 1   | <b>2:49.590</b> | 49.481        | 1:14.996        | 45.113        | 201.1  | 1:00:43.625 |                              |   |      |                 |               |                 |        |         |           |
| 21         | 1   | 2:50.346        | 49.514        | 1:15.615        | 45.217        | 201.5  | 1:03:33.971 |                              |   |      |                 |               |                 |        |         |           |
| <b>404</b> | Spirit Racing<br>1.Bart DROST                               |                 |               |                 |               |        |             | RENAULT Clio 1.6 Turbo<br>SD | 1 | 1    | 3:15.317        | 1:07.930      | 1:22.140        | 45.247 | 166.9   | 3:15.317  |
| 2          | 1   | 2:54.851        | 50.105        | 1:19.400        | 45.346        | 200.7  | 6:10.168    |                              |   |      |                 |               |                 |        |         |           |
| 3          | 1   | 2:54.180        | 49.906        | 1:17.968        | 46.306        | 206.9  | 9:04.348    |                              |   |      |                 |               |                 |        |         |           |
| 4          | 1   | 2:55.480        | 50.184        | 1:19.674        | 45.622        | 208.1  | 11:59.828   |                              |   |      |                 |               |                 |        |         |           |
| 5          | 1   | 2:55.307        | 49.949        | 1:18.732        | 46.626        | 209.7  | 14:55.135   |                              |   |      |                 |               |                 |        |         |           |
| 6          | 1   | 2:55.518        | 51.171        | 1:18.819        | 45.528        | 210.1  | 17:50.653   |                              |   |      |                 |               |                 |        |         |           |
| 7          | 1   | 2:56.844        | 50.616        | 1:19.206        | 47.022        | 182.7  | 20:47.497   |                              |   |      |                 |               |                 |        |         |           |
| 8          | 1   | 3:03.948        | B             | 50.402          | 1:18.943      | 54.603 | 23:51.445   |                              |   |      |                 |               |                 |        |         |           |
| 9          | 1   | 4:13.248        | 2:04.213      | 1:21.893        | 47.142        | 204.9  | 28:04.693   |                              |   |      |                 |               |                 |        |         |           |
| 10         | 1   | 2:56.713        | 51.252        | 1:18.490        | 46.971        | 205.7  | 31:01.406   |                              |   |      |                 |               |                 |        |         |           |
| 11         | 1   | 2:54.174        | 50.192        | 1:19.035        | <b>44.947</b> | 205.3  | 33:55.580   |                              |   |      |                 |               |                 |        |         |           |
| 12         | 1   | 2:53.105        | <b>49.456</b> | <b>1:17.284</b> | 46.365        | 208.5  | 36:48.685   |                              |   |      |                 |               |                 |        |         |           |
| <b>402</b> | Spirit Racing<br>1.Rob NIEMAN                               |                 |               |                 |               |        |             | RENAULT Clio 1.6 Turbo<br>SD | 1 | 1    | 3:06.124        | 1:02.214      | 1:17.534        | 46.376 | 201.1   | 3:06.124  |
| 2          | 1   | 2:50.278        | 49.576        | 1:16.012        | 44.690        | 214.7  | 5:56.402    |                              |   |      |                 |               |                 |        |         |           |
| 3          | 1   | 2:49.681        | 49.134        | 1:15.984        | 44.563        | 212.6  | 8:46.083    |                              |   |      |                 |               |                 |        |         |           |



# SUPERCAR CHALLENGE + GT&PROTO


## SPA RACING FESTIVAL

### RACE 2

### Sector Analysis

Personal Best Session Best B Crossing the finish line in pit lane

| Lap  | D | Time     | Sector 1 | Sector 2 | Sector 3 | T. Spd | Elapsed     | Lap | D | Time | Sector 1 | Sector 2 | Sector 3 | T. Spd | Elapsed |
|--|---|----------|----------|----------|----------|--------|-------------|-----|---|------|----------|----------|----------|--------|---------|
| <b>405</b> 1. Henk TAPPEL BMW Zillhouette SD                     |   |          |          |          |          |        |             |     |   |      |          |          |          |        |         |
| 1  | 1 | 3:24.741 | 1:13.075 | 1:24.778 | 46.888   | 200.0  | 3:24.741    |     |   |      |          |          |          |        |         |
| 2  | 1 | 2:51.473 | 50.704   | 1:15.427 | 45.342   | 203.4  | 6:16.214    |     |   |      |          |          |          |        |         |
| 3  | 1 | 2:50.920 | 50.713   | 1:15.760 | 44.447   | 199.6  | 9:07.134    |     |   |      |          |          |          |        |         |
| 4  | 1 | 2:52.885 | 49.967   | 1:17.368 | 45.550   | 206.1  | 12:00.019   |     |   |      |          |          |          |        |         |
| 5  | 1 | 2:50.979 | 50.395   | 1:15.671 | 44.913   | 208.1  | 14:50.998   |     |   |      |          |          |          |        |         |
| 6  | 1 | 2:51.042 | 49.908   | 1:16.223 | 44.911   | 204.2  | 17:42.040   |     |   |      |          |          |          |        |         |
| 7  | 1 | 2:56.580 | 53.819   | 1:16.908 | 45.853   | 196.4  | 20:38.620   |     |   |      |          |          |          |        |         |
| 8  | 1 | 2:53.478 | 50.519   | 1:16.569 | 46.390   | 203.4  | 23:32.098   |     |   |      |          |          |          |        |         |
| 9  | 1 | 3:03.362 | 51.373   | 1:16.452 | 55.537   | 200.4  | 26:35.460   |     |   |      |          |          |          |        |         |
| 10   | 1 | 4:22.169 | 2:17.673 | 1:18.377 | 46.119   | 199.3  | 30:57.629   |     |   |      |          |          |          |        |         |
| 11   | 1 | 2:54.149 | 51.628   | 1:16.143 | 46.378   | 203.0  | 33:51.778   |     |   |      |          |          |          |        |         |
| 12   | 1 | 2:52.176 | 50.450   | 1:16.315 | 45.411   | 202.2  | 36:43.954   |     |   |      |          |          |          |        |         |
| 13   | 1 | 2:53.095 | 51.174   | 1:16.834 | 45.087   | 200.4  | 39:37.049   |     |   |      |          |          |          |        |         |
| 14   | 1 | 2:51.468 | 50.378   | 1:16.103 | 44.987   | 201.5  | 42:28.517   |     |   |      |          |          |          |        |         |
| 15   | 1 | 2:50.884 | 50.572   | 1:15.484 | 44.828   | 201.9  | 45:19.401   |     |   |      |          |          |          |        |         |
| 16   | 1 | 2:51.962 | 50.108   | 1:15.793 | 46.061   | 206.1  | 48:11.363   |     |   |      |          |          |          |        |         |
| 17   | 1 | 2:54.221 | 50.535   | 1:18.264 | 45.422   | 196.4  | 51:05.584   |     |   |      |          |          |          |        |         |
| 18   | 1 | 2:50.606 | 50.063   | 1:15.619 | 44.924   | 200.4  | 53:56.190   |     |   |      |          |          |          |        |         |
| 19   | 1 | 2:53.401 | 50.886   | 1:17.533 | 44.982   | 201.9  | 56:49.591   |     |   |      |          |          |          |        |         |
| 20   | 1 | 2:52.152 | 50.556   | 1:16.872 | 44.724   | 207.3  | 59:41.743   |     |   |      |          |          |          |        |         |
| 21   | 1 | 2:53.871 | 50.172   | 1:17.505 | 46.194   | 204.9  | 1:02:35.614 |     |   |      |          |          |          |        |         |
| 22   | 1 | 2:52.607 | 50.235   | 1:16.384 | 45.988   | 204.2  | 1:05:28.221 |     |   |      |          |          |          |        |         |
| <b>409</b> DRDO 1. Hans CREAMERS 2. Raymond VAN STEEN BMW E36 SD |   |          |          |          |          |        |             |     |   |      |          |          |          |        |         |
| 1  | 1 | 3:32.665 | 1:18.505 | 1:23.425 | 50.735   | 174.2  | 3:32.665    |     |   |      |          |          |          |        |         |
| 2  | 1 | 3:07.086 | 55.411   | 1:23.019 | 48.656   | 178.8  | 6:39.751    |     |   |      |          |          |          |        |         |
| 3  | 1 | 3:06.052 | 54.713   | 1:22.616 | 48.723   | 189.8  | 9:45.803    |     |   |      |          |          |          |        |         |
| 4  | 1 | 3:09.381 | 54.350   | 1:23.106 | 51.925   | 187.5  | 12:55.184   |     |   |      |          |          |          |        |         |
| 5  | 1 | 3:09.571 | 56.322   | 1:23.456 | 49.793   | 190.1  | 16:04.755   |     |   |      |          |          |          |        |         |
| 6  | 1 | 3:10.481 | 55.327   | 1:26.771 | 48.383   | 185.9  | 19:15.236   |     |   |      |          |          |          |        |         |
| 7  | 1 | 3:07.345 | 54.900   | 1:22.573 | 49.872   | 170.9  | 22:22.581   |     |   |      |          |          |          |        |         |
| 8  | 1 | 3:20.786 | 54.206   | 1:25.144 | 1:01.436 | 190.8  | 25:43.367   |     |   |      |          |          |          |        |         |
| 9  | 1 | 4:19.301 | 2:07.234 | 1:22.368 | 49.699   | 186.5  | 30:02.668   |     |   |      |          |          |          |        |         |
| 10   | 1 | 3:07.802 | 55.219   | 1:23.383 | 49.200   | 188.8  | 33:10.470   |     |   |      |          |          |          |        |         |
| 11   | 1 | 3:09.413 | 55.521   | 1:22.513 | 51.379   | 189.1  | 36:19.883   |     |   |      |          |          |          |        |         |
| 12   | 1 | 3:09.320 | 54.939   | 1:24.170 | 50.211   | 190.1  | 39:29.203   |     |   |      |          |          |          |        |         |
| 13   | 1 | 3:10.890 | 54.961   | 1:22.996 | 52.933   | 190.1  | 42:40.093   |     |   |      |          |          |          |        |         |
| 14   | 1 | 3:10.861 | 56.325   | 1:24.470 | 50.066   | 185.9  | 45:50.954   |     |   |      |          |          |          |        |         |
| 15   | 1 | 3:11.460 | 54.922   | 1:25.993 | 50.545   | 185.9  | 49:02.414   |     |   |      |          |          |          |        |         |
| 16   | 1 | 3:11.810 | 55.378   | 1:23.497 | 52.935   | 188.5  | 52:14.224   |     |   |      |          |          |          |        |         |
| 17   | 1 | 3:11.585 | 55.223   | 1:26.100 | 50.262   | 180.6  | 55:25.809   |     |   |      |          |          |          |        |         |
| 18   | 1 | 3:09.953 | 56.021   | 1:23.484 | 50.448   | 186.5  | 58:35.762   |     |   |      |          |          |          |        |         |
| 19   | 1 | 3:09.769 | 56.223   | 1:22.863 | 50.683   | 184.3  | 1:01:45.531 |     |   |      |          |          |          |        |         |
| 20   | 1 | 3:11.829 | 55.209   | 1:24.105 | 52.515   | 175.9  | 1:04:57.360 |     |   |      |          |          |          |        |         |
| <b>410</b> Tim Gray Motorsport 1. Neil PRIMROSE NORMA M230FC CN  |   |          |          |          |          |        |             |     |   |      |          |          |          |        |         |
| 1  | 1 | 2:26.174 | 43.207   | 1:04.787 | 38.180   | 231.3  | 2:26.174    |     |   |      |          |          |          |        |         |
| 2  | 1 | 2:23.673 | 41.932   | 1:03.486 | 38.255   | 237.9  | 4:49.847    |     |   |      |          |          |          |        |         |
| 3  | 1 | 2:22.990 | 41.685   | 1:03.156 | 38.149   | 239.5  | 7:12.837    |     |   |      |          |          |          |        |         |
| 4  | 1 | 2:25.679 | 42.167   | 1:03.356 | 40.156   | 237.9  | 9:38.516    |     |   |      |          |          |          |        |         |
| 5  | 1 | 2:26.613 | 42.465   | 1:05.856 | 38.292   | 240.5  | 12:05.129   |     |   |      |          |          |          |        |         |
| 6  | 1 | 2:26.515 | 43.959   | 1:04.304 | 38.252   | 233.8  | 14:31.644   |     |   |      |          |          |          |        |         |
| 7  | 1 | 2:24.428 | 41.612   | 1:04.365 | 38.451   | 243.8  | 16:56.072   |     |   |      |          |          |          |        |         |
| 8  | 1 | 2:32.170 | 43.073   | 1:09.906 | 39.191   | 231.8  | 19:28.242   |     |   |      |          |          |          |        |         |
| 9  | 1 | 2:29.540 | 43.181   | 1:07.554 | 38.805   | 220.9  | 21:57.782   |     |   |      |          |          |          |        |         |
| 10   | 1 | 2:26.437 | 41.952   | 1:04.674 | 39.811   | 237.9  | 24:24.219   |     |   |      |          |          |          |        |         |
| 11   | 1 | 2:27.496 | 42.232   | 1:05.439 | 39.825   | 237.9  | 26:51.715   |     |   |      |          |          |          |        |         |
| 12   | 1 | 2:26.339 | 41.762   | 1:06.003 | 38.574   | 242.2  | 29:18.054   |     |   |      |          |          |          |        |         |
| 13   | 1 | 2:32.239 | 41.672   | 1:03.839 | 46.728   | 242.2  | 31:50.293   |     |   |      |          |          |          |        |         |
| 14   | 1 | 3:55.147 | 2:11.359 | 1:05.583 | 38.205   | 233.3  | 35:45.440   |     |   |      |          |          |          |        |         |
| 15   | 1 | 2:28.272 | 42.723   | 1:07.012 | 38.537   | 238.4  | 38:13.712   |     |   |      |          |          |          |        |         |
| 16   | 1 | 2:30.756 | 45.016   | 1:07.479 | 38.261   | 230.3  | 40:44.468   |     |   |      |          |          |          |        |         |
| 17   | 1 | 2:28.922 | 41.578   | 1:08.956 | 38.388   | 243.8  | 43:13.390   |     |   |      |          |          |          |        |         |
| 18   | 1 | 2:24.619 | 41.642   | 1:04.233 | 38.744   | 241.6  | 45:38.009   |     |   |      |          |          |          |        |         |
| 19   | 1 | 2:26.545 | 41.372   | 1:06.847 | 38.326   | 231.8  | 48:04.554   |     |   |      |          |          |          |        |         |
| 20   | 1 | 2:30.658 | 41.790   | 1:08.381 | 40.487   | 244.3  | 50:35.212   |     |   |      |          |          |          |        |         |
| 21   | 1 | 2:32.299 | 43.042   | 1:09.713 | 39.544   | 235.8  | 53:07.511   |     |   |      |          |          |          |        |         |
| 22   | 1 | 2:24.570 | 42.065   | 1:04.206 | 38.299   | 239.5  | 55:32.081   |     |   |      |          |          |          |        |         |
| 23   | 1 | 2:27.627 | 42.642   | 1:06.345 | 38.640   | 239.5  | 57:59.708   |     |   |      |          |          |          |        |         |
| 24   | 1 | 2:26.420 | 43.803   | 1:04.117 | 38.500   | 227.4  | 1:00:26.128 |     |   |      |          |          |          |        |         |
| 25   | 1 | 2:28.521 | 41.774   | 1:08.242 | 38.505   | 228.3  | 1:02:54.649 |     |   |      |          |          |          |        |         |
| <b>411</b> DRDO 1. Hans KOLENAAR MAZDA MX5 SD                    |   |          |          |          |          |        |             |     |   |      |          |          |          |        |         |
| 1  | 1 | 3:31.762 | 1:17.191 | 1:22.294 | 52.277   | 188.2  | 3:31.762    |     |   |      |          |          |          |        |         |
| 2  | 1 | 3:04.693 | 55.598   | 1:21.317 | 47.778   | 187.8  | 6:36.455    |     |   |      |          |          |          |        |         |
| 3  | 1 | 3:04.970 | 55.710   | 1:19.866 | 49.394   | 190.5  | 9:41.425    |     |   |      |          |          |          |        |         |
| 4  | 1 | 3:03.511 | 55.122   | 1:20.047 | 48.342   | 188.8  | 12:44.936   |     |   |      |          |          |          |        |         |
| 5  | 1 | 3:05.771 | 55.614   | 1:20.295 | 49.862   | 190.5  | 15:50.707   |     |   |      |          |          |          |        |         |
| 6  | 1 | 3:04.538 | 56.446   | 1:20.073 | 48.019   | 192.5  | 18:55.245   |     |   |      |          |          |          |        |         |
| 7  | 1 | 3:06.517 | 55.111   | 1:19.469 | 51.937   | 191.2  | 22:01.762   |     |   |      |          |          |          |        |         |
| 8  | 1 | 3:11.807 | 54.683   | 1:20.158 | 56.966   | 193.5  | 25:13.569   |     |   |      |          |          |          |        |         |
| 9  | 1 | 4:18.475 | 2:10.017 | 1:20.344 | 48.114   | 186.2  | 29:32.044   |     |   |      |          |          |          |        |         |
| 10   | 1 | 3:01.641 | 54.363   | 1:18.993 | 48.285   | 194.6  | 32:33.685   |     |   |      |          |          |          |        |         |
| 11   | 1 | 3:02.083 | 54.568   | 1:19.330 | 48.185   | 192.2  | 35:35.768   |     |   |      |          |          |          |        |         |
| 12   | 1 | 3:01.755 | 54.250   | 1:19.638 | 47.867   | 195.3  | 38:37.523   |     |   |      |          |          |          |        |         |
| 13   | 1 | 3:01.897 | 54.452   | 1:19.335 | 48.110   | 191.2  | 41:39.420   |     |   |      |          |          |          |        |         |
| 14   | 1 | 3:02.659 | 54.218   | 1:20.274 | 48.167   | 192.5  | 44:42.079   |     |   |      |          |          |          |        |         |
| 15   | 1 | 3:02.906 | 54.694   | 1:20.606 | 47.606   | 197.1  | 47:44.985   |     |   |      |          |          |          |        |         |
| 16   | 1 | 3:00.937 | 54.151   | 1:19.340 | 47.446   | 191.8  | 50:45.922   |     |   |      |          |          |          |        |         |
| 17   | 1 | 3:01.591 | 54.369   | 1:19.351 | 47.871   | 194.6  | 53:47.513   |     |   |      |          |          |          |        |         |
| 18   | 1 | 3:02.267 | 54.367   | 1:19.643 | 48.257   | 193.5  | 56:49.780   |     |   |      |          |          |          |        |         |
| 19   | 1 | 3:03.925 | 54.503   | 1:20.644 | 48.778   | 194.9  | 59:53.705   |     |   |      |          |          |          |        |         |
| 20   | 1 | 3:02.064 | 54.639   | 1:19.289 | 48.136   | 192.9  | 1:02:55.769 |     |   |      |          |          |          |        |         |
| 21   | 1 | 3:00.408 | 53.511   | 1:19.100 | 47.797   | 194.6  | 1:05:56.177 |     |   |      |          |          |          |        |         |
| <b>444</b> RDS Racing 1. Pascal EHLERT RENAULT Clio RS 3 SD      |   |          |          |          |          |        |             |     |   |      |          |          |          |        |         |
| 1  | 1 | 3:23.896 | 1:13.256 | 1:21.565 | 49.075   | 169.0  | 3:23.896    |     |   |      |          |          |          |        |         |
| 2  | 1 | 2:57.237 | 51.846   | 1:18.702 | 46.689   | 197.1  | 6:21.133    |     |   |      |          |          |          |        |         |



# SUPERCAR CHALLENGE + GT&PROTO

## SPA RACING FESTIVAL

### RACE 2

### Sector Analysis

■ Personal Best ■ Session Best B Crossing the finish line in pit lane


| Lap | D | Time            | Sector 1      | Sector 2        | Sector 3      | T. Spd | Elapsed     | Lap | D | Time            | Sector 1      | Sector 2 | Sector 3      | T. Spd | Elapsed     |
|-----|---|-----------------|---------------|-----------------|---------------|--------|-------------|-----|---|-----------------|---------------|----------|---------------|--------|-------------|
| 3   | 1 | 2:57.690        | 52.046        | 1:18.714        | 46.930        | 197.1  | 9:18.823    | 11  | 1 | 2:51.635        | 50.041        | 1:16.270 | 45.324        | 203.4  | 33:26.348   |
| 4   | 1 | 2:58.309        | 52.379        | 1:18.876        | 47.054        | 196.4  | 12:17.132   | 12  | 1 | 2:51.662        | 48.967        | 1:17.805 | 44.890        | 211.8  | 36:18.010   |
| 5   | 1 | 2:58.570        | 51.558        | 1:19.735        | 47.277        | 198.5  | 15:15.702   | 13  | 1 | <b>2:47.610</b> | <b>48.669</b> | 1:14.705 | <b>44.236</b> | 208.9  | 39:05.620   |
| 6   | 1 | 3:05.447        | 54.720        | 1:22.714        | 48.013        | 193.2  | 18:21.149   | 14  | 1 | 2:49.374        | 48.886        | 1:15.732 | 44.756        | 208.9  | 41:54.994   |
| 7   | 1 | 3:01.338        | 52.444        | 1:21.012        | 47.882        | 192.2  | 21:22.487   | 15  | 1 | 2:51.302        | 49.453        | 1:16.181 | 45.668        | 210.1  | 44:46.296   |
| 8   | 1 | 3:08.553        | 51.906        | 1:20.872        | 55.775        | 193.9  | 24:31.040   | 16  | 1 | 2:50.403        | 49.351        | 1:16.054 | 44.998        | 208.5  | 47:36.699   |
| 9   | 1 | 4:16.282        | 2:09.375      | 1:20.353        | 46.554        | 178.2  | 28:47.322   | 17  | 1 | 2:49.554        | 49.456        | 1:15.340 | 44.758        | 186.9  | 50:26.253   |
| 10  | 1 | 2:57.199        | 52.208        | 1:18.437        | 46.554        | 195.7  | 31:44.521   | 18  | 1 | 2:51.599        | 48.943        | 1:16.756 | 45.900        | 208.1  | 53:17.852   |
| 11  | 1 | 2:55.826        | 51.179        | 1:19.096        | 45.551        | 196.0  | 34:40.347   | 19  | 1 | 2:49.528        | 49.228        | 1:15.886 | 44.414        | 209.3  | 56:07.380   |
| 12  | 1 | 2:55.855        | 51.413        | 1:18.351        | 46.091        | 200.7  | 37:36.202   | 20  | 1 | 2:50.984        | 49.500        | 1:16.123 | 45.361        | 198.5  | 58:58.364   |
| 13  | 1 | 2:56.478        | 51.568        | 1:19.139        | 45.771        | 204.9  | 40:32.680   | 21  | 1 | 2:51.705        | 49.846        | 1:17.382 | 44.477        | 181.2  | 1:01:50.069 |
| 14  | 1 | 2:53.348        | 51.107        | 1:16.993        | <b>45.248</b> | 198.9  | 43:26.028   | 22  | 1 | 2:54.733        | 49.450        | 1:16.734 | 48.549        | 204.5  | 1:04:44.802 |
| 15  | 1 | 2:53.207        | 50.429        | 1:17.195        | 45.583        | 197.4  | 46:19.235   |     |   |                 |               |          |               |        |             |
| 16  | 1 | 2:56.642        | 52.042        | 1:16.941        | 47.659        | 201.1  | 49:15.877   |     |   |                 |               |          |               |        |             |
| 17  | 1 | 2:55.550        | 51.358        | 1:17.559        | 46.633        | 193.9  | 52:11.427   |     |   |                 |               |          |               |        |             |
| 18  | 1 | <b>2:52.836</b> | 50.352        | <b>1:16.646</b> | 45.838        | 198.5  | 55:04.263   |     |   |                 |               |          |               |        |             |
| 19  | 1 | 2:55.344        | 51.211        | 1:18.112        | 46.021        | 199.6  | 57:59.607   |     |   |                 |               |          |               |        |             |
| 20  | 1 | 2:53.657        | 50.411        | 1:17.716        | 45.530        | 197.1  | 1:00:53.264 |     |   |                 |               |          |               |        |             |
| 21  | 1 | 2:54.466        | <b>50.187</b> | 1:16.802        | 47.477        | 202.2  | 1:03:47.730 |     |   |                 |               |          |               |        |             |

| 450 |   | 1. Lucas GROENEVELD |               | Renault Clio SD |               |       |             |
|-----|---|---------------------|---------------|-----------------|---------------|-------|-------------|
| 1   | 1 | 3:10.651            | 1:06.762      | 1:18.398        | 45.491        | 169.0 | 3:10.651    |
| 2   | 1 | <b>2:50.595</b>     | 50.019        | 1:15.582        | <b>44.994</b> | 202.2 | 6:01.246    |
| 3   | 1 | 2:50.734            | 49.983        | 1:15.602        | 45.149        | 202.2 | 8:51.980    |
| 4   | 1 | 2:51.693            | 50.446        | 1:15.883        | 45.364        | 199.3 | 11:43.673   |
| 5   | 1 | 2:51.647            | 50.428        | 1:15.701        | 45.518        | 200.7 | 14:35.320   |
| 6   | 1 | 2:50.934            | 50.044        | 1:15.489        | 45.401        | 200.4 | 17:26.254   |
| 7   | 1 | 2:57.434            | <b>50.351</b> | <b>1:15.391</b> | 51.692        | 201.5 | 20:23.688   |
| 8   | 1 | 4:27.838            | 2:25.283      | 1:16.297        | 46.258        | 198.5 | 24:51.526   |
| 9   | 1 | 2:53.548            | 50.479        | 1:16.832        | 46.237        | 201.9 | 27:45.074   |
| 10  | 1 | 2:55.132            | 50.418        | 1:17.297        | 47.417        | 200.0 | 30:40.206   |
| 11  | 1 | 2:51.849            | <b>49.697</b> | 1:16.472        | 45.680        | 207.7 | 33:32.055   |
| 12  | 1 | 2:51.964            | 50.147        | 1:16.471        | 45.346        | 204.5 | 36:24.019   |
| 13  | 1 | 2:53.190            | 49.863        | 1:17.771        | 45.556        | 204.9 | 39:17.209   |
| 14  | 1 | 2:51.771            | 49.826        | 1:16.475        | 45.470        | 203.0 | 42:08.980   |
| 15  | 1 | 2:52.188            | 50.311        | 1:16.402        | 45.475        | 203.4 | 45:01.168   |
| 16  | 1 | 2:52.424            | 50.117        | 1:16.661        | 45.646        | 204.2 | 47:53.592   |
| 17  | 1 | 2:53.194            | 50.064        | 1:16.560        | 46.570        | 204.5 | 50:46.786   |
| 18  | 1 | 2:54.072            | 50.384        | 1:17.533        | 46.155        | 201.1 | 53:40.858   |
| 19  | 1 | 2:53.659            | 50.145        | 1:17.839        | 45.675        | 200.0 | 56:34.517   |
| 20  | 1 | 2:55.120            | 50.226        | 1:18.244        | 46.650        | 201.5 | 59:29.637   |
| 21  | 1 | 2:57.509            | 50.223        | 1:20.439        | 46.847        | 201.1 | 1:02:27.146 |
| 22  | 1 | 2:57.414            | 50.015        | 1:19.657        | 47.742        | 204.5 | 1:05:24.560 |

| 499 |   | Spirit Racing |          | 1. Joey VAN SPLUNTEREN |        | RENAULT Clio SD |           |
|-----|---|---------------|----------|------------------------|--------|-----------------|-----------|
| 1   | 1 | 3:22.048      | 1:12.166 | 1:22.005               | 47.877 | 184.0           | 3:22.048  |
| 2   | 1 | 2:50.670      | 49.673   | 1:16.012               | 44.985 | 207.7           | 6:12.718  |
| 3   | 1 | 2:51.301      | 49.383   | 1:16.336               | 45.582 | 210.1           | 9:04.019  |
| 4   | 1 | 2:49.101      | 49.423   | 1:15.228               | 44.450 | 206.5           | 11:53.120 |
| 5   | 1 | 2:48.199      | 49.164   | 1:14.629               | 44.406 | 208.1           | 14:41.319 |
| 6   | 1 | 2:48.187      | 49.037   | <b>1:14.542</b>        | 44.608 | 204.9           | 17:29.506 |
| 7   | 1 | 2:48.834      | 48.967   | 1:15.029               | 44.838 | 210.1           | 20:18.340 |
| 8   | 1 | 2:49.954      | 49.081   | 1:16.226               | 44.647 | 210.9           | 23:08.294 |
| 9   | 1 | 2:58.262      | 50.354   | 1:15.787               | 52.121 | 202.2           | 26:06.556 |
| 10  | 1 | 4:28.157      | 2:26.556 | 1:16.896               | 44.705 | 205.3           | 30:34.713 |

| 511 |   | BlueBerry Racing |               | 1. Tim GRAY     |               | PRAGA R1 SR3 |             |
|-----|---|------------------|---------------|-----------------|---------------|--------------|-------------|
| 1   | 1 | 2:48.963         | 53.688        | 1:13.191        | 42.084        | 197.4        | 2:48.963    |
| 2   | 1 | 2:35.948         | 45.731        | 1:09.037        | 41.180        | 218.2        | 5:24.911    |
| 3   | 1 | 2:34.625         | 45.137        | 1:08.827        | 40.661        | 213.9        | 7:59.536    |
| 4   | 1 | 2:34.670         | 45.276        | 1:08.535        | 40.859        | 214.7        | 10:34.206   |
| 5   | 1 | 2:37.746         | 45.493        | 1:11.273        | 40.980        | 215.6        | 13:11.952   |
| 6   | 1 | 2:37.294         | 45.288        | 1:10.445        | 41.561        | 216.9        | 15:49.246   |
| 7   | 1 | 2:38.362         | 46.881        | 1:10.050        | 41.431        | 215.6        | 18:27.608   |
| 8   | 1 | 2:36.414         | 46.237        | 1:08.969        | 41.208        | 216.0        | 21:04.022   |
| 9   | 1 | 2:37.683         | 45.330        | 1:07.957        | 44.396        | 216.9        | 23:41.705   |
| 10  | 1 | 2:35.355         | 45.330        | 1:09.044        | 40.981        | 216.4        | 26:17.060   |
| 11  | 1 | 2:33.022         | 45.377        | 1:06.756        | 40.889        | 214.7        | 28:50.082   |
| 12  | 1 | 2:39.278         | <b>45.388</b> | 1:06.798        | 47.092        | 217.7        | 31:29.360   |
| 13  | 1 | 3:49.771         | 2:01.859      | 1:06.983        | 40.929        | 216.4        | 35:19.131   |
| 14  | 1 | 2:33.530         | 45.733        | 1:06.552        | 41.245        | 216.9        | 37:52.661   |
| 15  | 1 | 2:32.789         | 44.930        | 1:07.140        | 40.719        | 217.3        | 40:25.450   |
| 16  | 1 | <b>2:31.910</b>  | 45.091        | <b>1:06.358</b> | <b>40.461</b> | 217.3        | 42:57.360   |
| 17  | 1 | 2:33.923         | 45.606        | 1:07.409        | 40.908        | 216.9        | 45:31.283   |
| 18  | 1 | 2:38.008         | 47.079        | 1:08.558        | 42.371        | 214.3        | 48:09.291   |
| 19  | 1 | 2:34.371         | 45.607        | 1:08.285        | 40.479        | 216.9        | 50:43.662   |
| 20  | 1 | 2:34.202         | <b>44.898</b> | 1:07.375        | 41.929        | 217.7        | 53:17.864   |
| 21  | 1 | 2:36.443         | 45.267        | 1:09.614        | 41.562        | 217.7        | 55:54.307   |
| 22  | 1 | 2:35.609         | 44.952        | 1:08.291        | 42.366        | 216.9        | 58:29.916   |
| 23  | 1 | 2:34.756         | 45.436        | 1:08.004        | 41.316        | 217.7        | 1:01:04.672 |
| 24  | 1 | 2:34.510         | 45.171        | 1:07.390        | 41.949        | 217.7        | 1:03:39.182 |

| 514 |   | VR Motorsport |               | 1. Alastair BOULTON |               | 2. Alain BERG |           | RADICAL SR3 SR3 |  |
|-----|---|---------------|---------------|---------------------|---------------|---------------|-----------|-----------------|--|
| 1   | 1 | 2:55.585      | 57.517        | 1:14.921            | 43.147        | 177.6         | 2:55.585  |                 |  |
| 2   | 1 | 2:41.495      | 46.467        | 1:12.561            | 42.467        | 217.3         | 5:37.080  |                 |  |
| 3   | 1 | 2:41.721      | 46.335        | 1:12.944            | 42.442        | 216.9         | 8:18.801  |                 |  |
| 4   | 1 | 2:41.139      | 46.528        | 1:12.467            | 42.144        | 217.3         | 10:59.940 |                 |  |
| 5   | 1 | 2:37.517      | 46.335        | 1:09.202            | 41.980        | 212.2         | 13:37.457 |                 |  |
| 6   | 1 | 2:37.095      | 46.182        | 1:08.682            | 42.231        | 215.1         | 16:14.552 |                 |  |
| 7   | 1 | 2:37.886      | 45.987        | 1:09.522            | 42.377        | 216.4         | 18:52.438 |                 |  |
| 8   | 1 | 2:37.595      | 46.622        | 1:09.205            | 41.768        | 216.0         | 21:30.033 |                 |  |
| 9   | 1 | 2:38.555      | 45.566        | 1:10.860            | 42.129        | 219.1         | 24:08.588 |                 |  |
| 10  | 1 | 2:37.884      | 46.859        | 1:09.037            | 41.988        | 216.9         | 26:46.472 |                 |  |
| 11  | 1 | 2:38.036      | 45.953        | 1:10.246            | 41.837        | 215.1         | 29:24.508 |                 |  |
| 12  | 1 | 2:44.166      | <b>45.913</b> | 1:09.437            | 48.816        | 215.6         | 32:08.674 |                 |  |
| 13  | 1 | 4:02.395      | 2:07.987      | 1:12.036            | 42.372        | 199.3         | 36:11.069 |                 |  |
| 14  | 1 | 2:34.963      | 46.105        | 1:07.640            | <b>41.218</b> | 215.6         | 38:46.032 |                 |  |
| 15  | 1 | 2:35.080      | 45.693        | 1:07.738            | 41.649        | 218.2         | 41:21.112 |                 |  |



## SUPERCAR CHALLENGE + GT&PROTO SPA RACING FESTIVAL RACE 2

### Sector Analysis

■ Personal Best ■ Session Best B Crossing the finish line in pit lane

| Lap | D | Time            | Sector 1      | Sector 2        | Sector 3 | T. Spd | Elapsed     | Lap | D | Time | Sector 1 | Sector 2 | Sector 3 | T. Spd | Elapsed |
|-----|---|-----------------|---------------|-----------------|----------|--------|-------------|-----|---|------|----------|----------|----------|--------|---------|
| 16  | 1 | 2:39.328        | 47.053        | 1:10.317        | 41.958   | 220.0  | 44:00.440   |     |   |      |          |          |          |        |         |
| 17  | 1 | 2:41.466        | 45.883        | 1:13.218        | 42.365   | 215.1  | 46:41.906   |     |   |      |          |          |          |        |         |
| 18  | 1 | 2:38.959        | 47.336        | 1:10.000        | 41.623   | 216.4  | 49:20.865   |     |   |      |          |          |          |        |         |
| 19  | 1 | 2:43.357        | 46.263        | 1:14.217        | 42.877   | 217.7  | 52:04.222   |     |   |      |          |          |          |        |         |
| 20  | 1 | 2:35.088        | 45.906        | 1:07.510        | 41.672   | 215.1  | 54:39.310   |     |   |      |          |          |          |        |         |
| 21  | 1 | 2:38.676        | 45.801        | 1:09.951        | 42.924   | 218.2  | 57:17.986   |     |   |      |          |          |          |        |         |
| 22  | 1 | <b>2:34.131</b> | 45.878        | <b>1:06.936</b> | 41.317   | 215.1  | 59:52.117   |     |   |      |          |          |          |        |         |
| 23  | 1 | 2:39.067        | 45.677        | 1:11.025        | 42.365   | 217.3  | 1:02:31.184 |     |   |      |          |          |          |        |         |
| 24  | 1 | 2:36.269        | <b>45.525</b> | 1:09.397        | 41.347   | 218.6  | 1:05:07.453 |     |   |      |          |          |          |        |         |

|            |                   |             |
|------------|-------------------|-------------|
| <b>530</b> | <b>ALP Racing</b> | SAKER Rap X |
|            | 1. Alan PUBRICK   | SR3         |
|            | 2. David BRISE    |             |

|    |   |                   |               |                 |               |       |             |
|----|---|-------------------|---------------|-----------------|---------------|-------|-------------|
| 1  | 1 | 2:54.214          | 59.447        | 1:13.633        | 41.134        | 175.6 | 2:54.214    |
| 2  | 1 | 2:36.283          | 43.450        | 1:11.809        | 41.024        | 218.2 | 5:30.497    |
| 3  | 1 | 2:33.708          | 44.074        | 1:10.154        | 39.480        | 237.4 | 8:04.205    |
| 4  | 1 | <b>2:32.480</b>   | 43.392        | 1:09.716        | <b>39.372</b> | 224.1 | 10:36.685   |
| 5  | 1 | 2:37.386          | 43.500        | 1:11.881        | 42.005        | 198.9 | 13:14.071   |
| 6  | 1 | 2:33.421          | 42.906        | 1:10.361        | 40.154        | 224.1 | 15:47.492   |
| 7  | 1 | 2:33.344          | <b>42.575</b> | 1:10.134        | 40.635        | 215.1 | 18:20.836   |
| 8  | 1 | 2:32.773          | 43.282        | <b>1:09.455</b> | 40.036        | 229.3 | 20:53.609   |
| 9  | 1 | 2:36.466          | 44.733        | 1:11.774        | 39.959        | 182.4 | 23:30.075   |
| 10 | 1 | 2:34.423          | 43.914        | 1:10.124        | 40.385        | 210.1 | 26:04.498   |
| 11 | 1 | 2:34.600          | 43.158        | 1:10.692        | 40.750        | 229.3 | 28:39.098   |
| 12 | 1 | 2:35.216          | 43.299        | 1:10.959        | 40.958        | 214.7 | 31:14.314   |
| 13 | 1 | 2:44.501 <b>B</b> | 43.286        | 1:12.355        | 48.860        | 218.2 | 33:58.815   |
| 14 | 1 | 4:25.448          | 2:24.751      | 1:17.882        | 42.815        | 206.1 | 38:24.263   |
| 15 | 1 | 2:50.288          | 46.698        | 1:17.875        | 45.715        | 206.9 | 41:14.551   |
| 16 | 1 | 3:03.977 <b>B</b> | 46.785        | 1:21.170        | 56.022        | 198.9 | 44:18.528   |
| 17 | 1 | 3:53.166          | 1:45.669      | 1:19.847        | 47.650        | 200.4 | 48:11.694   |
| 18 | 1 | 2:51.472          | 49.698        | 1:18.360        | 43.414        | 206.5 | 51:03.166   |
| 19 | 1 | 2:50.926          | 46.643        | 1:17.591        | 46.692        | 207.3 | 53:54.092   |
| 20 | 1 | 2:45.597          | 46.178        | 1:16.508        | 42.911        | 208.5 | 56:39.689   |
| 21 | 1 | 2:52.821          | 49.617        | 1:19.077        | 44.127        | 198.2 | 59:32.510   |
| 22 | 1 | 2:51.831          | 47.116        | 1:20.020        | 44.695        | 222.2 | 1:02:24.341 |
| 23 | 1 | 2:54.564          | 47.135        | 1:21.012        | 46.417        | 207.7 | 1:05:18.905 |